

المهتة العامة للطيران المدني  
General Authority of Civil Aviation

Towards

Strategy Focused Organization

# STATISTICAL YEARBOOK

## 2009

From 4 Muharram 1430 H. To 14 Muharram 1431 H.

Safe

Skies



Statistical Yearbook | 2009  
Prepared by:  
Corporate Planning | Statistics Department  
General Authority of Civil Aviation  
P.O.Box 887 Jeddah 21165  
Kingdom of Saudi Arabia

# Index

SUBJECT	Page
<b>Overview</b>	<b>2</b>
▪The Emergence of GACA	
▪Objectives	
▪Vision & Mission	
<b>Features &amp; Statistics</b>	<b>3</b>
<b>Airport Names &amp; Codes in Kingdom of Saudi Arabia</b>	<b>4</b>
<b>Kingdom-wide Airport Traffic</b>	<b>5</b>
<b>Kingdom's International Airports</b>	<b>6-8</b>
▪Number of Flights at Kingdom's International Airports	
▪Passengers Movement at Kingdom's International Airports	
▪Cargo (loaded & unloaded) at Kingdom's International Airports	
<b>Kingdom's Domestic Airports</b>	<b>9</b>
▪Traffic Statistics For Domestic Airports	
<b>Passenger Market Shares</b>	<b>10</b>
▪International Airports Shares	
▪Domestic Airports Shares	
<b>National Carriers Shares</b>	<b>11</b>
▪National & Foreign Carriers Shares	
▪National Carriers Shares ( Domestic ) ( International )	
<b>General Information</b>	<b>12-13</b>
▪Market Share of Passenger's Traffic in ME Region including Egypt for 2009	
▪Passengers at Kingdom's Airports by Gregorian and Corresponding Hegira Months	
▪World Busiest Airports Ranking by Passengers Traffic	

### The Emergence of GACA:

The beginning of Civil Aviation in the Kingdom goes back to the year 1364 AH, when the Kingdom gained its first civil aircraft during the reign of King Abdulaziz. The Kingdom's first civil aviation system was established in 1372AH. The Civil Aviation comprised of Saudi Arabian Airlines and Meteorology Department when it was separated from the Saudi Royal Air Force. The Saudi Arabian Airlines was detached from the Civil Aviation in 1379AH and was followed by Meteorological Department separating in 1386 AH, thus leaving it independent with its own budget. In 1397AH, The Department of Civil Aviation was renamed as the Presidency of Civil Aviation. In 1425AH, The Council of Ministers decided and issued a ruling to transform the Presidency of Civil Aviation to an autonomous entity with its own administration and financial independence and operating in accordance with the commercial basics and standards.

The "General Authority of Civil Aviation" was adopted as new name for the Presidency with the objective of liberalization and development of aviation sector in the Kingdom. The transformation will give it the necessary flexibility to achieve quantum leaps in all areas of Civil Aviation Industry, starting from transporting Passengers and Cargo by air to building and developing the Airports and upgrading the Air Navigation Systems in the Kingdom.

### VISION:

Developing constantly the secured airspace according to the highest standards of safety and extending the excellent services to customers at our airports.

### MISSION:

Development of Air Transport through: Construction and Management; Provision & Operation of Vital Systems and Infrastructure for Airports and Air Navigation with Essential Maintenance of the highest standards and modern systems; Application of Rules, Regulations and Procedures to ensure the Safety and Security of Air Transport.



### OBJECTIVES:

- Develop the Financial Resources for GACA and accomplish the Financial Autonomy by following the Commercial Fundamentals.
- Encourage Investment Opportunities in Air Transport Sector.
- Provide the Excellent Services to Pilgrims and Passengers as per Contemporary Global Standards.
- Construction, Management and Upgrading of Basic Infrastructure for Air Transport Sector according to latest & modern systems.
- Introduce and Develop Procedures to ensure the Safety and Security of Air Transport.
- Establish criteria for Operation and Maintenance for Air Transport according to the Global Standards.
- Achieve the ideal performance of Human Resources and Employees Contentment in Excellent Work Environment.

## Features & Statistics



Prince Mohammed Bin Abdulaziz Airport development project




Air Transport Control Center (ATC)

### Air Traffic features at the Kingdom's Airports during 2009:

The most significant features of air traffic at the airports of the Kingdom in 2009 are as follows:

- The number of passengers at Saudi Arabia airports reached more than 44 million passengers, an increase of 4.7 % over 2008.
- The total aircraft operations at Kingdom's Airports has increased by 5.9% over 2008 and reached 432,113 operations. The International Airports have an increase of 6.0% in the number of aircraft operations collectively which was due to:
  - ✓ The Introduction of new carriers to the Kingdom's airports.
  - ✓ Rising numbers of Pilgrims and visitors to the Holy Mosques.
  - ✓ Increased number of International Operations by Low Cost Carriers (NAS Airlines, Sama Leitayaran).
- The volume of Cargo and Mail was 606,612tons in 2009 and is 9.7% more than the volume in 2008.



The internal terminal design for the new King Abdulaziz International Airport



المهنة العامة للطيران المدني  
General Authority of Civil Aviation

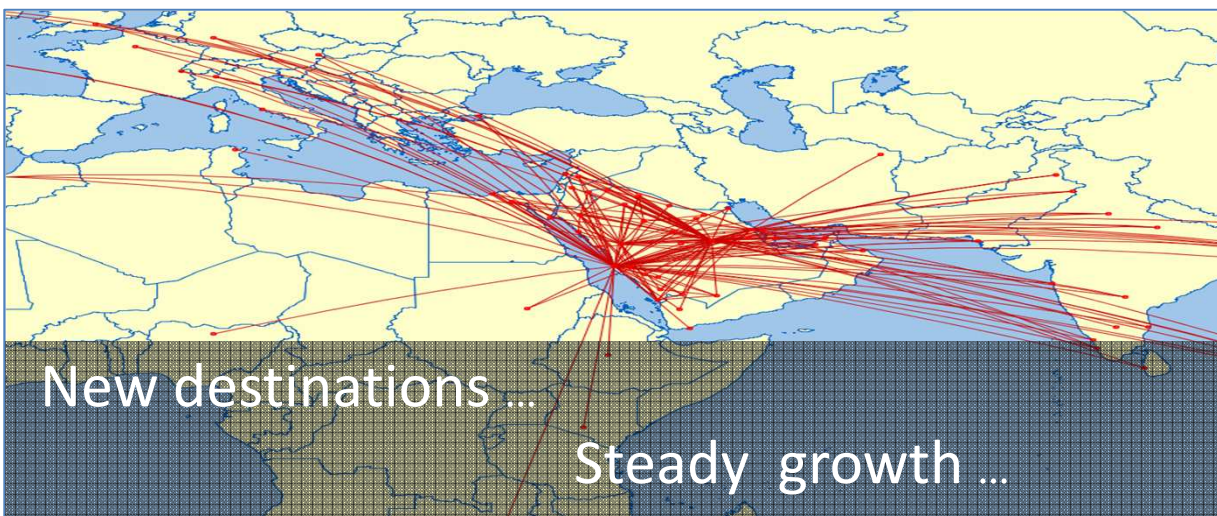
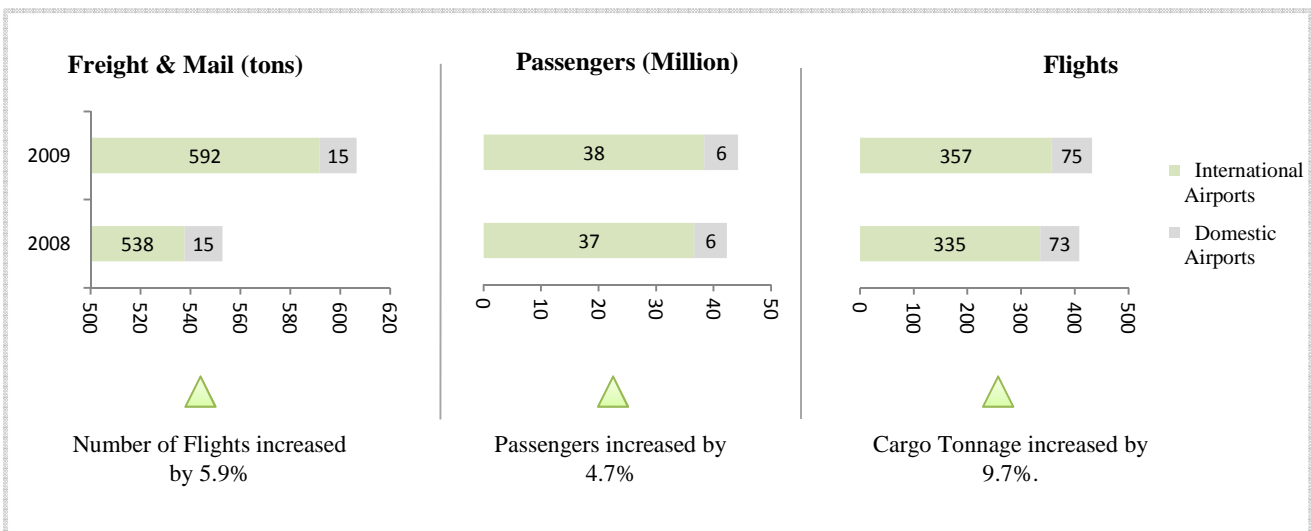
## Airport Names & Cities in Kingdom of Saudi Arabia



Airport Name	Code
JEDDAH, King Abdulaziz International	JED
RIYADH, King Khaled International	RUH
DAMMAM, King Fahd International	DMM
MADINAH, Prince Mohammed Bin Abdulaziz	MED
ABHA	AHB
GAZAN, King Abdullah Bin Abdulaziz	GIZ
AL-GASSIM	ELQ
HAIL	HAS
TABUK	TUU
TAIF	TIF
AL-AHSA	HOF
AL-BAHA	ABT
AL-JOUF	AJF
AL-QAISUMAH	AQI
ARAR	RAE
BISHA	BHH
DAWADMI, Prince Salman Bin Abdulaziz	DWD
GURAYAT	URY
HAFR AL-BATIN, King Khaled Military City	KMC
NEJLAN	EAM
RAFHA	RAH
SHARURAH	SHW
TURAIIF	TUI
WADI AL-DWASER	WAE
WEDJH	EJH
YANBU, Prince Abdulmohsin Bin Abdulaziz	YNB

# Kingdom-wide Airport Traffic Arrival & Departure for 2008 & 2009

Airports	Flights		Passengers (thousands)		Freight & Mail (tons)	
	2008	2009	2008	2009	2008	2009
International Airports	335,420	357,074	36,670	38,360	537,720	591,810
Domestic Airports	72,567	75,039	5,642	5,927	15,091	14,802
<b>Totals</b>	<b>407,987</b>	<b>432,113</b>	<b>42,312</b>	<b>44,287</b>	<b>552,811</b>	<b>606,612</b>



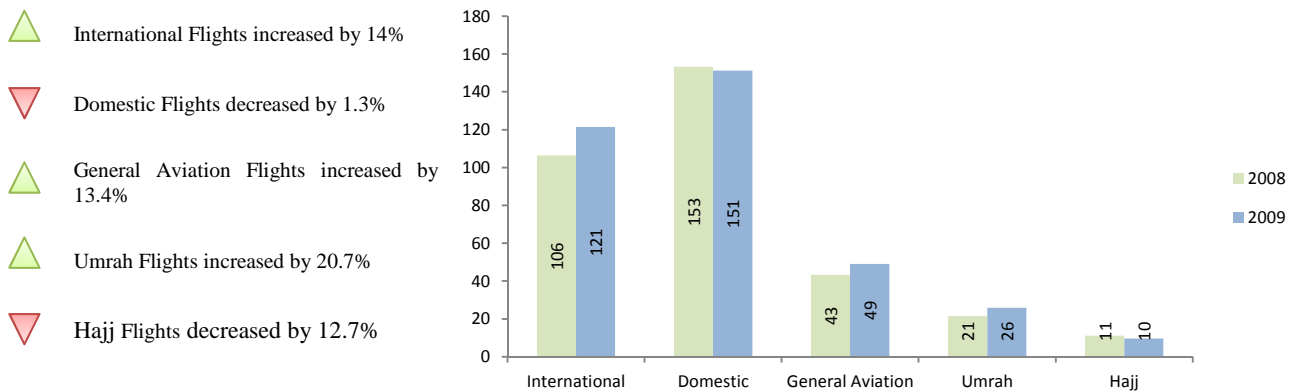
## Number of Flights at Kingdom's International Airports for 2008 & 2009

KINGDOM'S INTERNATIONAL AIRPORTS

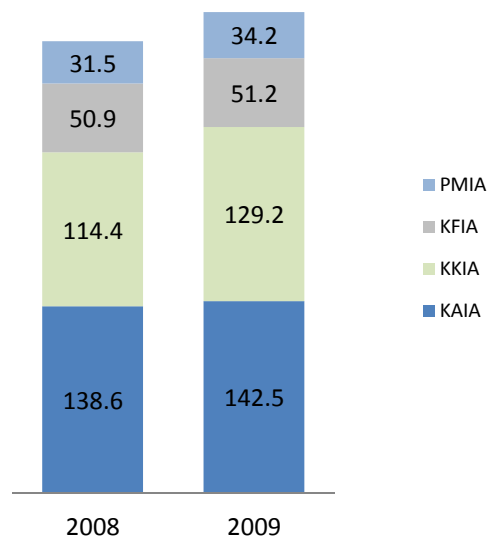
International Airports	FLIGHTS											
	International		Domestic		General Aviation		Umrah		Hajj		Totals	
	2008	2009	2008	2009	2008	2009	2008	2009	2008	2009	2008	2009
King Abdulaziz International	43,673	47,582	53,127	50,271	15,999	17,278	18,063	21,914	7,737	5,460	138,599	142,505
King Khaled International	37,361	46,944	59,911	61,039	17,157	21,259	0	0	0	0	114,429	129,242
King Fahd International	19,647	20,258	21,165	20,821	10,114	10,087	0	0	0	0	50,926	51,166
Prince Muhammad Bin Abdulaziz	5,791	6,591	19,040	19,049	0	438	3,301	3,876	3,334	4,207	31,466	34,161
<b>Totals</b>	<b>106,472</b>	<b>121,375</b>	<b>153,243</b>	<b>151,180</b>	<b>43,270</b>	<b>49,062</b>	<b>21,364</b>	<b>25,790</b>	<b>11,071</b>	<b>9,667</b>	<b>335,420</b>	<b>357,074</b>

\*\* Flight data has been changed in the King Khaled International Airport in 2009.

Number of Flights at Kingdom's International Airports (in thousands)



- ▲ Flights increased at King Abdulaziz International by 2.8%
- ▲ Flight increased at King Khaled International by 12.9%
- ▲ Flights increased at King Fahd International by 0.5%
- ▲ Flights increased at Prince Muhammad Bin Abdulaziz International by 8.6%

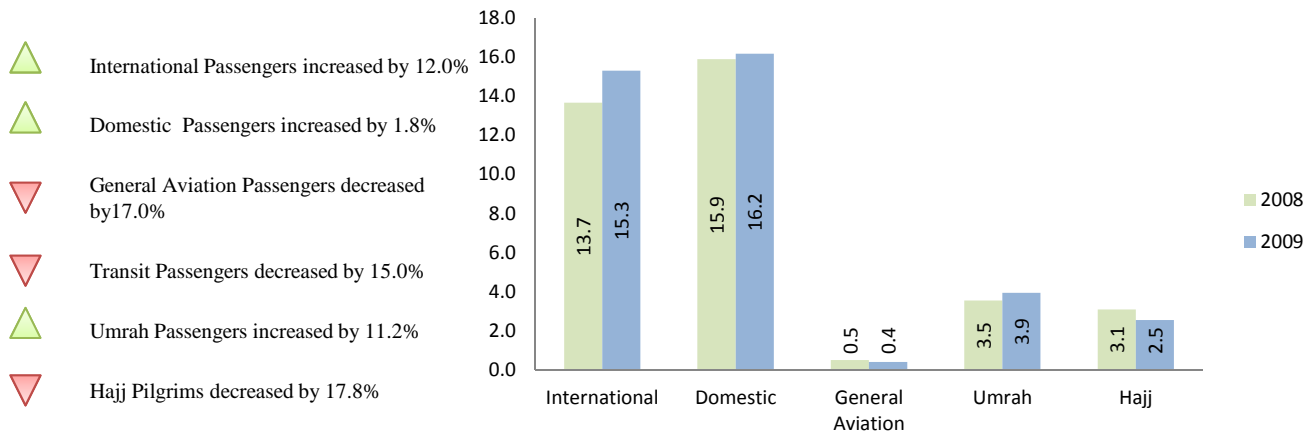


# Passengers Movement (Arrival & Departure) at Kingdom's International Airports for 2008 & 2009

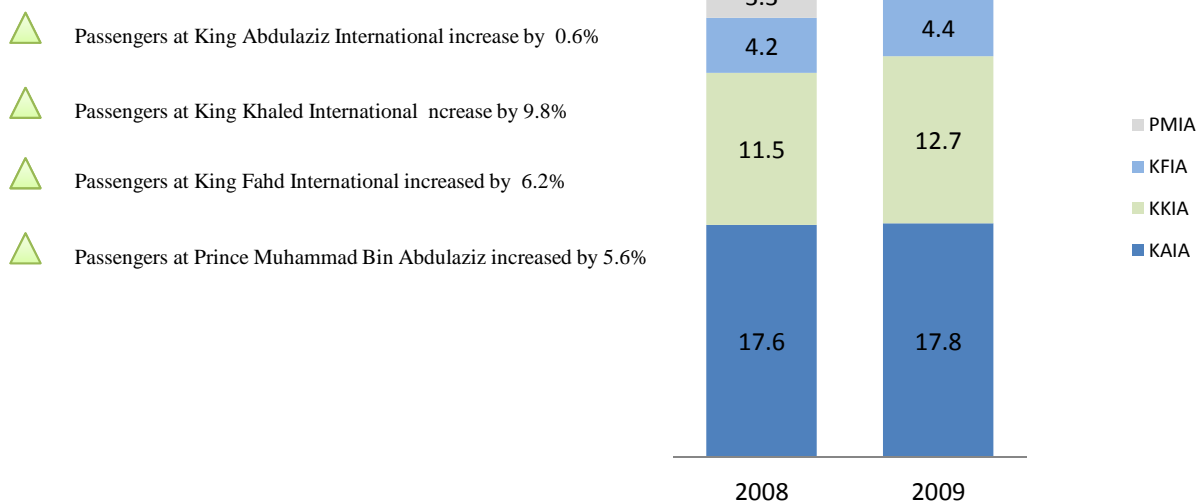
International Airports	Passengers (in thousands)													
	International		Domestic		General Aviation		Transit *		Umrah		Hajj		Totals	
	٢٠٠٨	٢٠٠٩	٢٠٠٨	٢٠٠٩	٢٠٠٨	٢٠٠٩	٢٠٠٨	٢٠٠٩	٢٠٠٨	٢٠٠٩	٢٠٠٨	٢٠٠٩	٢٠٠٨	٢٠٠٩
King Abdulaziz International	٦,٣٠٣	٦,٧٣٦	٦,١٧٢	٦,٠٨٨	١٣٣	٩٢	٧٣	٧٥	٢,٨١٧	٣,١٠٠	٢,٢١٨	١,٧٤٢	١٧,٦٤٤	١٧,٧٥٧
King Khaled International	٥,١٤٨	٥,٩٥٤	٦,٣١٧	٦,٦٨٢	٧٥	٣٨	٥٩٦	٥٦٧	٠	٠	٠	٠	١١,٥٤٠	١٢,٦٧٤
King Fahd International	١,٨١٠	٢,٠٠٦	٢,٠٧٣	٢,١٤٤	٢٨١	٢٧٣	٤٥٣	٣٢٥	٠	٠	٠	٠	٤,١٦٥	٤,٤٢٢
Prince Muhammad Bin Abdulaziz	٣٩٩	٦٠١	١,٣٢٥	١,٢٦٦	٠	٣	١٢٦	٩٥	٧٢٣	٨٣٧	٨٧٤	٨٠٠	٣,٣٢١	٣,٥٠٧
<b>Totals</b>	<b>١٣,٦٦١</b>	<b>١٥,٢٩٦</b>	<b>١٥,٨٨٨</b>	<b>١٦,١٨٠</b>	<b>٤٨٨</b>	<b>٤٠٥</b>	<b>١,٢٤٩</b>	<b>١,٠٦٢</b>	<b>٣,٥٤٠</b>	<b>٣,٩٣٧</b>	<b>٣,٠٩٢</b>	<b>٢,٥٤١</b>	<b>٣٦,٦٧٠</b>	<b>٣٨,٣٦٠</b>

\* Transit Passengers are not included in Totals.

Passengers Movement at Kingdom's International Airports (in million)



Passengers (in million)



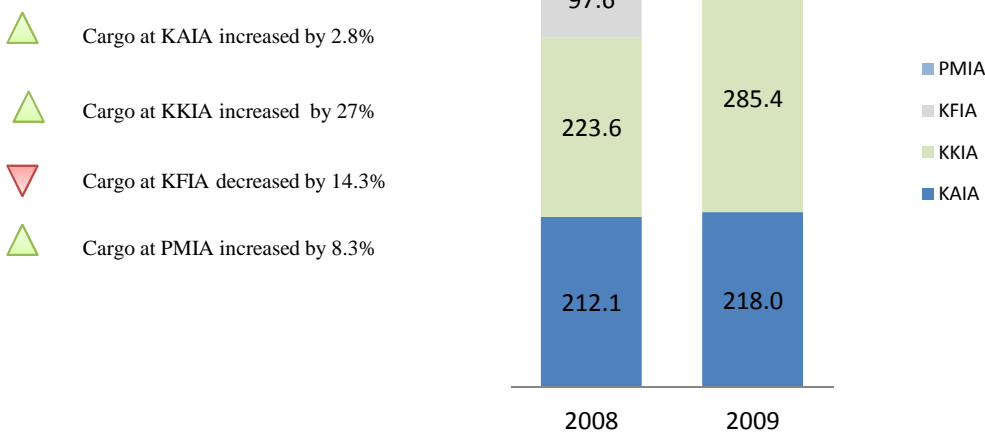
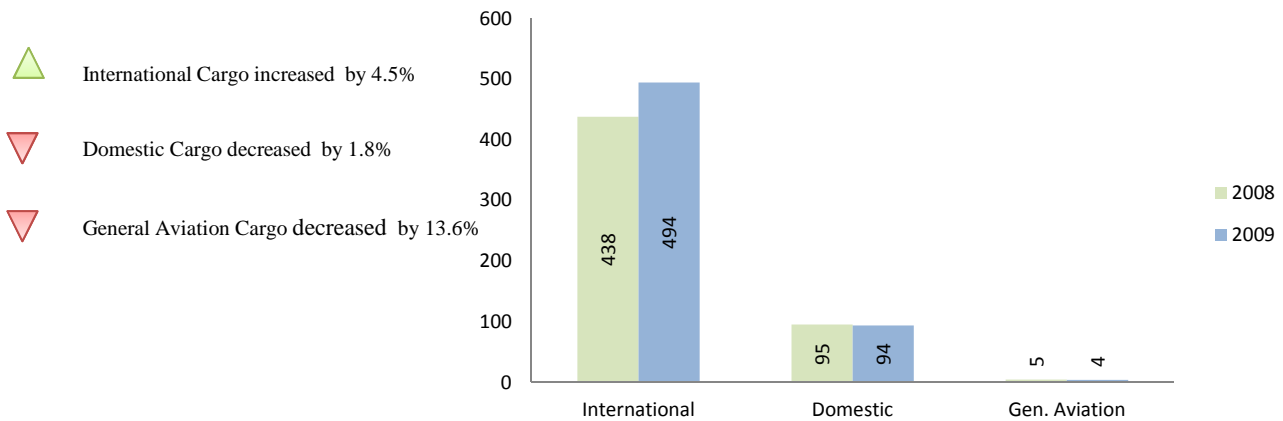


## Cargo (loaded & unloaded) at Kingdom's International Airports for 2008 & 2009

International Airports	Cargo in tons							
	International		Domestic		Gen. Aviation		Totals	
	2008	2009	2008	2009	2008	2009	2008	2009
King Abdulaziz International	167,408	176,282	44,338	41,717	328	0	212,074	217,999
King Khaled International	182,978	243,159	37,180	38,968	3,456	3,229	223,615	285,356
King Fahd International	85,864	72,753	10,957	10,191	775	708	97,596	83,652
Prince Muhammad Bin Abdulaziz	1,504	2,036	2,932	2,768	0	0	4,436	4,804
<b>Totals</b>	<b>437,754</b>	<b>494,229</b>	<b>95,407</b>	<b>93,644</b>	<b>4,559</b>	<b>3,937</b>	<b>537,720</b>	<b>591,810</b>

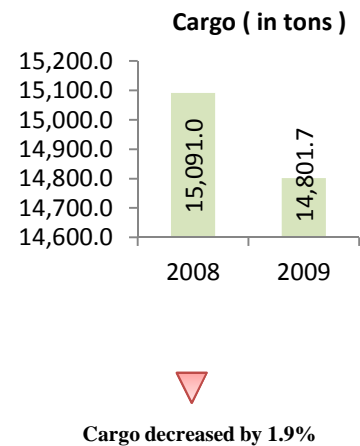
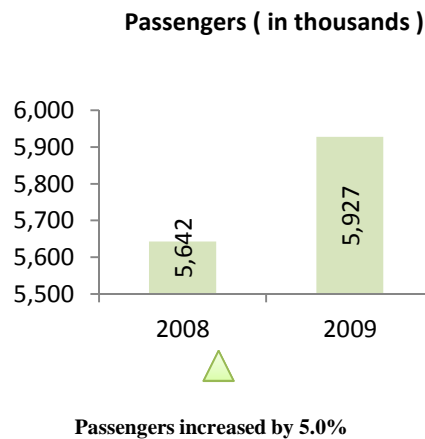
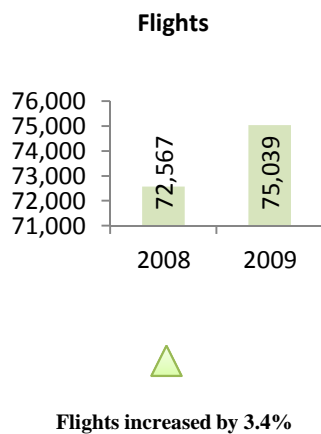
\* Data has been changed in King Khaled International Airport in 2009.

Cargo (loaded & unloaded) at Kingdom's International Airports for 2009 & 2008



# Traffic Statistics for Domestic Airports Arrival & Departure (2008 & 2009)

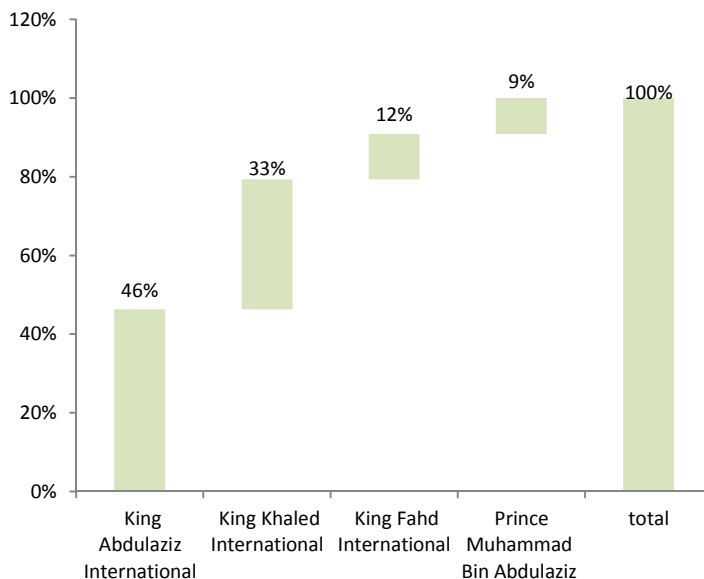
Domestic Airport	traffic								
	Flights			Passengers ( in thousands )			Cargo ( in tons )		
	٢٠٠٨	٢٠٠٩	change %	٢٠٠٨	٢٠٠٩	change %	٢٠٠٨	٢٠٠٩	change %
١ Abha	١٣,٩٠١	١٣,٤٩٤	%٢.٩-	١,٤٢٣	١,٤٤٠	%١.٠	٣,٣٢٧.١	٢,٩٤٥.٩	%١١.٠-
٢ Tabuk	٧,٧٥٥	٨,١١٢	%٤.٦	٦٣٠	٦٧٧	%٧.٥	٣,١٠٥.٩	٢,٨٩٥.٩	%٦.٨-
٣ Taif	٤,٥٠١	٤,٥١٩	%٠.٤	٣٣٢	٣١٣	%٦.٠-	٨٨٠.٨	٩١٨.٧	%٤.٣
٤ Al-Gassim	٣,٨٤٢	٤,٨٢٠	%٢٥.٠	٢٨٠	٣٤٨	%٢٤.٣	٩٣٣.٧	١,٠٧٤.٩	%١٥.١
٥ Hail	٤,٧١٧	٥,١٢٧	%٨.٧	٢٧٦	٣٢٣	%١٧.٢	٥٥٠.٦	١,١١٣.١	%١٠٢.٢
٦ Gazan, King Abdullah	٧,٢٧٩	٨,١٦٦	%١٢.٢	٧٦٠	٨٣١	%٩.٣	٣,٠٩٨.٩	٢,٩٦٢.٧	%٤.٤-
٧ Al-Baha	٢,٥٢٩	٢,٤٢٧	%٤.٠-	٢٣٧	٢٣٢	%٢.٠-	٩٦.٨	٦٥.٤	%٣٢.٤-
٨ Wadi Dawaser	٩٨٤	١,١٣٩	%١٥.٨	٦١	٧٤	%٢٠.٥	٢٦.٩	٢٠.٢	%٢٥.٠-
٩ Sharurah	١,٧٠٧	١,٨٧٦	%٩.٩	٨١	٩٥	%١٧.٠	١٠٧.٥	٦٠.٢	%٤٤.٠-
١٠ Turaif	١,٠٠١	١,٠٤٦	%٤.٥	٣٥	٣٩	%١٠.٥	٢١.٤	٢٢.٨	%٦.٥
١١ Bisha	٢,٣٥٠	٢,٤٢٢	%٣.١	٢٣٢	٢٣٣	%٠.٤	٢٣٦.٣	١٩٤.٩	%١٧.٠-
١٢ Ar'ar	٢,٢٧٠	٢,٠٩٢	%٧.٨-	١٣٦	١٤١	%٤.٠	٤٦٧.٧	٤٠٦.٦	%١٣.١-
١٣ Wedjh	٩٥٦	١,٠١٤	%٦.١	٤٠	٤٥	%١١.١	٢٩.٧	٢٠.١	%٣٢.٣-
١٤ Rafha	٩٣٥	١,٠٦٥	%١٣.٩	٢٠	٢٩	%٤٣.٩	٢١.٦	١٦.١	%٢٥.٦-
١٥ Nejran	٧,٨٢٠	٧,٤٧٢	%٤.٥-	٤٢٦	٤٢٧	%٠.٢	٧٠٨.٢	٦٩١.٨	%٢.٣-
١٦ Al-Qaisuma	١,١٠٨	١,١٥٤	%٤.٢	٦٢	٥٦	%٩.٠-	١٠٦.٧	٩٨.٨	%٧.٤-
١٧ Al-Jouf	٣,٣٧١	٣,٤٢٥	%١.٦	٢٤٤	٢٥٤	%٤.٢	٦٩٠.٥	٦٨٤.٤	%٠.٩-
١٨ Al-Ahsa	٢٥٠	٢٣٧	%٥.٢-	١٩	١٩	%٤.٧	٣١.٢	٤.٩	%٨٤.٢-
١٩ Al-Gurayat	١,٩١١	١,٧٥٦	%٨.١-	١٥٠	١٤٠	%٦.٩-	٤٢٦.٨	٣٨٦.٣	%٩.٥-
٢٠ Yanbu, Prince Abdulmohsin	٢,٩٢٦	٣,١٢٣	%٦.٧	١٧٨	١٨٤	%٣.٧	٢١٤.٠	٢١١.٤	%١.٢-
٢١ Hafr Albatin (KKMC)	٢٣٠	٢١٣	%٧.٤-	١٠	١٠	%١.٧	٤.١	٣.٣	%١٩.٨-
٢٢ Dawadami, Prince Salman	٢٢٤	٢٤٠	%٥.١.٨	٩	١١	%١٥.٢	٤.٦	٣.١	%٣٣.٢-
<b>total</b>	<b>٧٢,٥٦٧</b>	<b>٧٥,٠٣٩</b>	<b>%٣.٤</b>	<b>٥,٦٤٢</b>	<b>٥,٩٢٧</b>	<b>%٥.٠</b>	<b>١٥,٠٩١.٠</b>	<b>١٤,٨٠١.٧</b>	<b>%١.٩-</b>



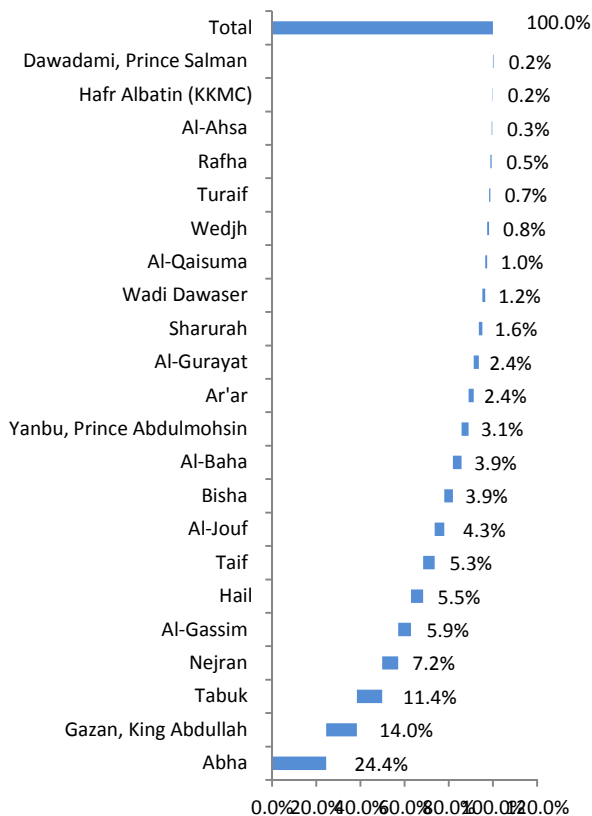
## Market Share for International & Domestic Airports

- The overall number of Passengers at King Abdulaziz International Airport, Jeddah increased by 0.6%. The growth is due to a substantial increase of 6.9% in International Passengers and 10.1% in Umrah Passengers.
- A growth of 9.8% is noted in Passengers movement at King Khaled International Airport Riyadh, which is due to 15.6% increase in International and 5.8% increase in Domestic Passengers.
- The Passengers movement at King Fahd International Airport, Dammam is 6.2% more than the previous year. The International Passengers grew by 10.8% while Domestic Passengers by 3.4%
- Prince Muhammad Bin Abdulaziz International Airport registered a record increase of 50% in International Passengers movement and 15% in Umrah Passengers. The overall growth is 4.6% over last year.

International Airports Shares of Passengers Traffic



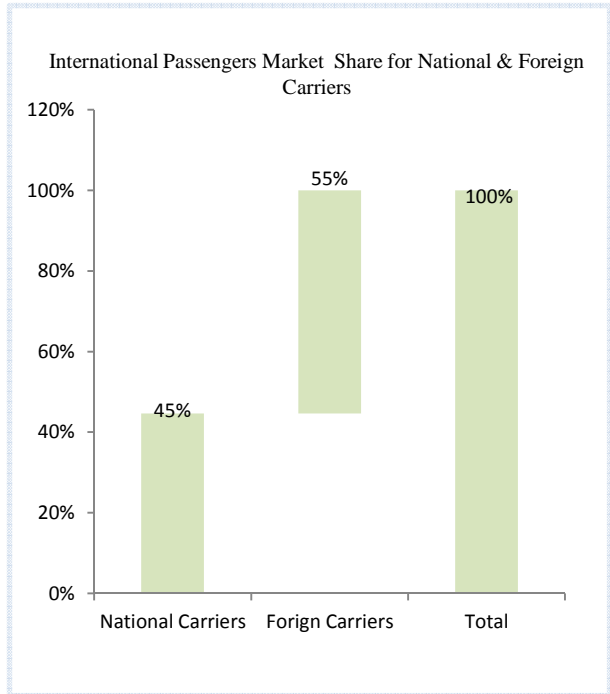
Domestic Airports Shares of Passengers Traffic



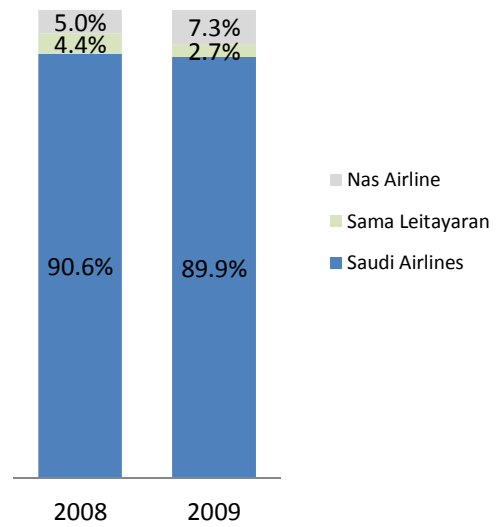
Almost three quarters of Passengers market at domestic airports level has been captured by Regional Airports and Nejran. One quarter has been taken by Abha, the other quarter by two regional airports, King Abdullah Airport Gazan and Tabuk. The third quarter of total Passengers Traffic is shared by four airports, Nejran, Taif, Al-Gassim and Hail. Rest of the Passengers Traffic is distributed among the other domestic airports lead by Al-Jouf, Al-Baha & Bisha.

# National Carriers Shares

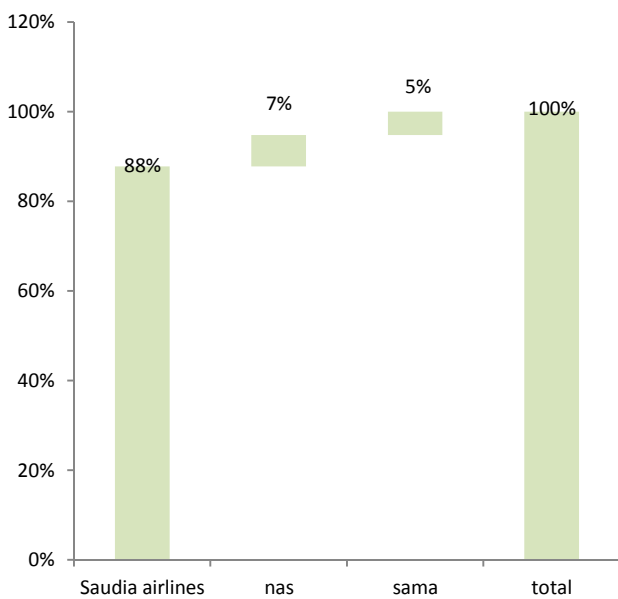
NATIONAL CARRIERS SHARES



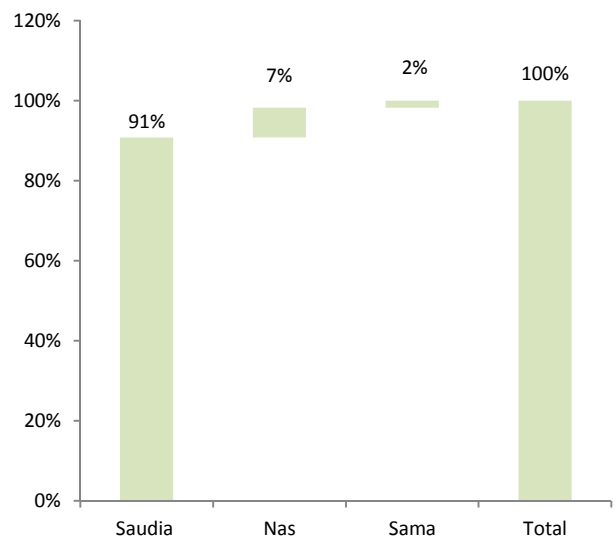
Passengers Market Share for National & Foreign Carriers



National Carriers Share of Passenger (International)



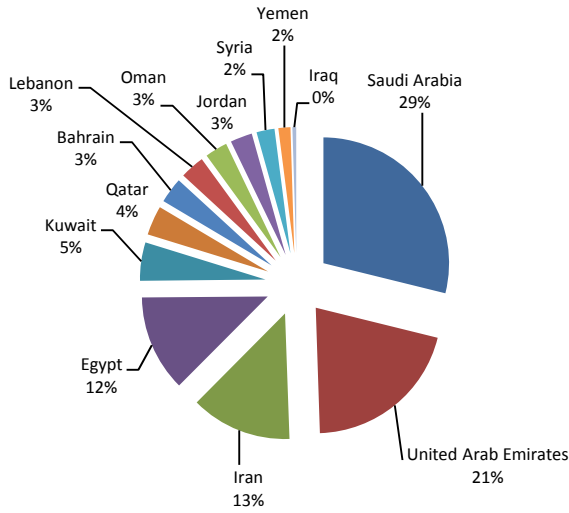
National Carriers Share of Passenger (Domestic)



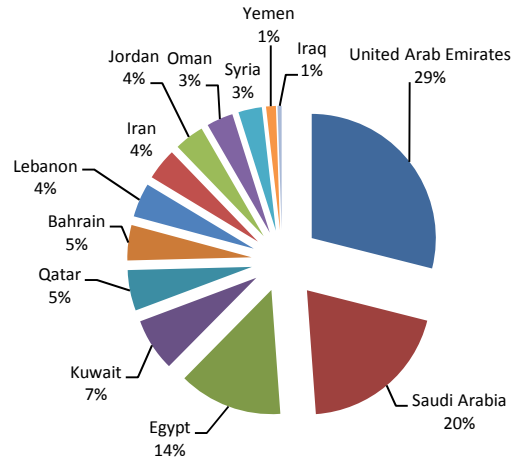
## Market Share of passenger traffic

GENERAL INFORMATION

Market Share of Total Passenger Traffic in Middle East Region including Egypt for 2009

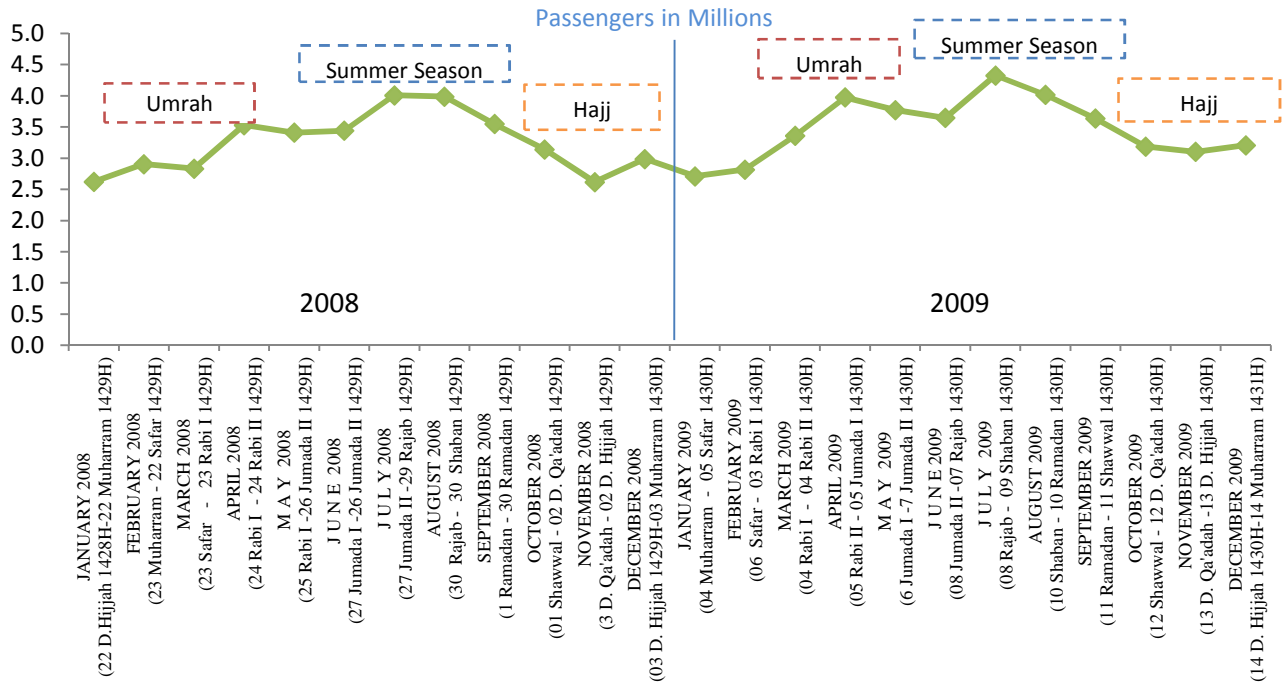


Market Share of International Passenger Traffic in Middle East Region including Egypt 2009



Source: IATA, Airport-IS Origin-Destination Report (by region) 2009.

Passengers at Kingdom's Airports by Gregorian and Corresponding Hegira Months for 2008 & 2009 Years

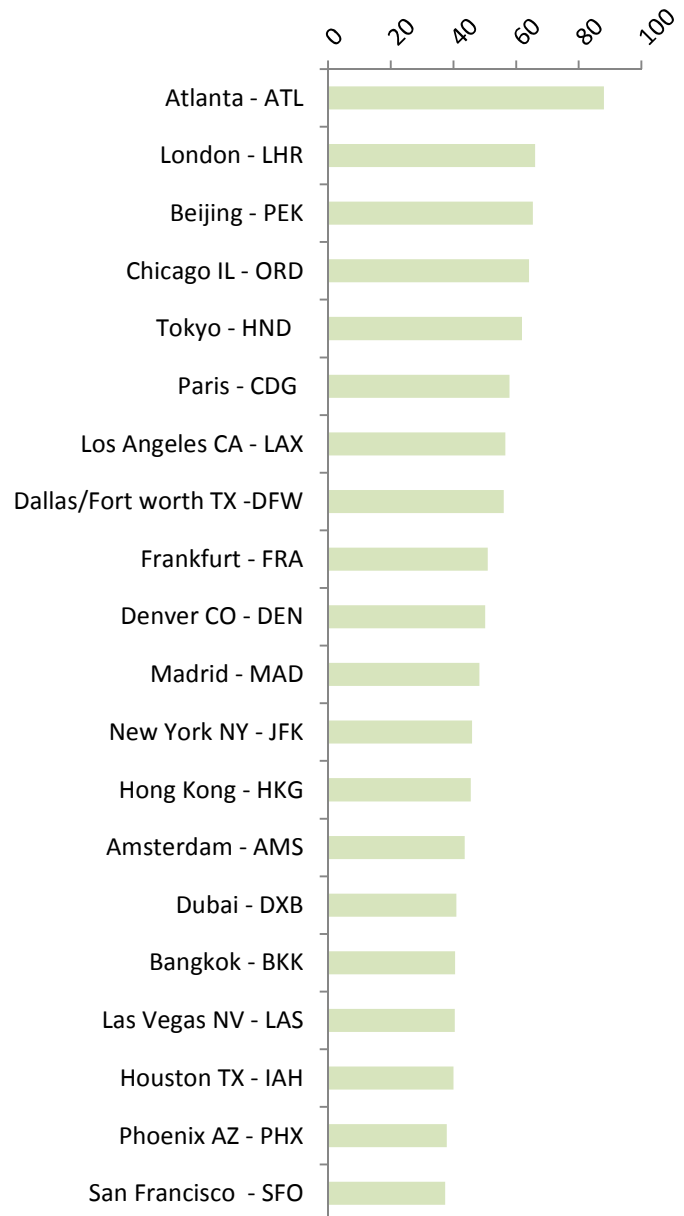


Note: The numbers of Passengers depicted on this chart do not include the Hajj Pilgrims traveled on Chartered Hajj Flights.

- The Passengers movement remarkably increases during Umrah, Summer School vacation and Hajj seasons.
- The difference in Hegira year and Gregorian calendar, effects the Hajj & Umrah traffic distribution pattern among the Gregorian months by advancing 11 days each year.
- The summer school break, when people travel for leisure and other purposes, is a high time for all domestic and international airports to stream line the Aircrafts and Passengers movement. The Passengers movement is growing every year.

# World Busiest Airports Ranking by Passengers Traffic – 2009

rank	(Airport)City	pax in million	change%
١	Atlanta - ATL	٨٨.٠٣	%٢.٢-
٢	London - LHR	٦٦.٠٤	%١.٠-
٣	Beijing - PEK	٦٥.٣٧	%١٦.٩
٤	Chicago IL - ORD	٦٤.١٦	%٦.١
٥	Tokyo - HND	٦١.٩٠	%٧.٢-
٦	Paris - CDG	٥٧.٩١	%٤.٩-
٧	Los Angeles CA - LAX	٥٦.٥٢	%٥.٠-
٨	Dallas/Fort worth TX -DFW	٥٦.٠٣	%١.٩-
٩	Frankfurt - FRA	٥٠.٩٣	%٤.٧-
١٠	Denver CO - DEN	٥٠.١٧	%٢.١-
١١	Madrid - MAD	٤٨.٢٥	%٥.١-
١٢	New York NY - JFK	٤٥.٩٢	%٤.٠-
١٣	Hong Kong - HKG	٤٥.٥٦	%٤.٨-
١٤	Amsterdam - AMS	٤٣.٥٧	%٨.١-
١٥	Dubai - DXB	٤٠.٩٠	%٩.٢
١٦	Bangkok - BKK	٤٠.٥٠	%٤.٩
١٧	Las Vegas NV - LAS	٤٠.٤٦	%٦.٣-
١٨	Houston TX - IAH	٤٠.٠١	%٤.١-
١٩	Phoenix AZ - PHX	٣٧.٨٢	%٥.٢-
٢٠	San Francisco - SFO	٣٧.٣٧	%٠.٣



Source: Airport Council International, Preliminary Flight for 2009