

On-Time Performance Monthly Report

January 2025



When does the flight count as an on-time flight?

When it departs or arrives less than 15 minutes after the scheduled time



On-Time Performance Standards

① On-Time Performance for departure flights at Saudi airports

Category	Airport	On-Time departure for current month	On-Time departure for previous month
1	King Khalid International Airport	81%	88%
	King Abdulaziz International Airport	71%	76%
2	King Fahd International Airport	81%	86%
	Prince Mohammad bin Abdulaziz International Airport	66%	73%
3	King Abdullah bin Abdulaziz International Airport - Jizan	91%	96%
	Abha International Airport	87%	92%
4	Neom Bay International Airport	97%	95%
	Najran International Airport	90%	84%
	Arar International Airport	89%	90%
	Al-Ula International Airport	87%	89%
	Prince Naif bin Abdulaziz International Airport - Alqaseam	84%	89%
	Ha'il International Airport	84%	89%
	Prince Sultan bin Abdulaziz International Airport - Tabuk	84%	88%
	Al-Ahsa International Airport	82%	88%

• Data Source: MATARAT Holding Company • OTP: On-time performance



International airports
(>15 million passengers per year)



International airports
(6 to 15 million passengers per year)



International airports
(2 to 5 million passengers per year)



International airports
(< 2 million passengers per year)









Domestic airports





On-Time Performance Monthly Report

January 2025

① On-Time Performance for departure flights at Saudi airports

							
Category		Airport		On-Time departure for current month		On-Time departure for previous month	
4		Al-Jouf International Airport		82%		91%	
		Al-Qaisumah International Airport		81%		95%	
		Prince Abdulmohsin bin Abdulaziz International Airport - Yanbu		75%		74%	
		Taif International Airport		62%		67%	
5		Sharurah Airport		97%		96%	
		Al-Dawadmi Airport		94%		100%	
		King Saud bin Abdulaziz Airport - Al-Baha		94%		95%	
		Turaif Airport		92%		86%	
		Rafha Airport		88%		89%	
		Gurayat Airport		87%		90%	
		Wadi al-Dawasir Airport		86%		95%	
		Bisha Airport		77%		86%	

② On-Time Performance of departure and arrival flights for national carriers

									
Airline		On-Time arrival for current month		On-Time arrival for previous month		On-Time departure for current month		On-Time departure for previous month	
		86%		91%		88%		90%	
		71%		84%		75%		85%	
		80%		89%		83%		91%	









• Data Source: MATARAT Holding Company • OTP: On-time performance

 International airports (>15 million passengers per year)  International airports (6 to 15 million passengers per year)  International airports (2 to 5 million passengers per year)  International airports (< 2 million passengers per year)  Domestic airports









On-Time Performance Monthly Report

January 2025

3 On-Time Performance for the top 5 domestic routes (selected out of the 20 busiest routes)

				
Route			On-Time departure for current month	On-Time departure for previous month
Abha		Jeddah	95%	95%
Jizan		Riyadh	94%	98%
Jeddah		Abha	94%	93%
Riyadh		Jizan	93%	97%
Tabuk		Riyadh	92%	95%

4 On-Time Performance for the top 5 international routes (selected out of the 20 busiest routes)

				
Route			On-Time departure for current month	On-Time departure for previous month
Dammam		Dubai	93%	90%
Riyadh		Bahrain	88%	93%
Jeddah		Amman	86%	91%
Riyadh		Amman	85%	97%
Riyadh		Dubai	84%	92%