



الهيئة العامة للطيران المدني
General Authority of Civil Aviation

Strategy Focused Organization

International

STATISTICAL YEARBOOK 2010

From 15 Muharram 1431 H. To 25 Muharram 1432 H.

Standard

Airports

Statistical Yearbook | 2010

:Prepared by

Corporate Planning | Statistics Department

General Authority of Civil Aviation

P.O.Box 887 Jeddah 21165

Kingdom of Saudi Arabia

Index

SUBJECT	Page
Overview	2
▪The Emergence of GACA	
▪Vision & Mission	
▪Objectives	
Features & Statistics	3
Airport Names & Codes in Kingdom of Saudi Arabia	4
Kingdom-wide Airport Traffic	5
Kingdom's International Airports	6-8
▪Number of Flights at Kingdom's International Airports	
▪Passengers Movement at Kingdom's International Airports	
▪Cargo at Kingdom's International Airports	
Kingdom's Domestic Airports	9-11
▪Traffic Statistics For Domestic Airports	
Passenger Market Shares	12
▪International Airports Shares	
▪Domestic Airports Shares	
National Carriers Shares	13
▪National & Foreign Carriers Shares	
▪National Carriers Shares (Domestic Passengers) (International Passengers)	
General Information	14-15
▪Passengers at Kingdom's Airports by Gregorian and Corresponding Hegira Months	
▪Market Share of Passenger's Traffic in ME Region including Egypt for 2010	
▪World Busiest Airports Ranking by Passengers Traffic	

The Emergence of GACA:

The beginning of Civil Aviation in the Kingdom goes back to the year 1364 AH, when the Kingdom gained its first civil aircraft during the reign of King Abdulaziz. The Kingdom's first civil aviation system was established in 1372AH. The Civil Aviation comprised of Saudi Arabian Airlines and Meteorology Department when it was separated from the Saudi Royal Air Force. The Saudi Arabian Airlines was detached from the Civil Aviation in 1379AH and was followed by Meteorological Department separating in 1386 AH. thus leaving it independent with its own budget. In 1397AH, The Department of Civil Aviation was renamed as the Presidency of Civil Aviation. In 1425AH, The Council of Ministers decided and issued a ruling to transform the Presidency of Civil Aviation to an autonomous entity with its own administration and financial independence and operating in accordance with the commercial basics and standards.

The “**General Authority of Civil Aviation**” was adopted as new name for the Presidency with the objective of liberalization and development of aviation sector in the Kingdom. The transformation will give it the necessary flexibility to achieve quantum leaps in all areas of Civil Aviation Industry, starting from transporting Passengers and Cargo by air to building and developing the Airports and upgrading the Air Navigation Systems in the Kingdom.

VISION:


Developing constantly the secured airspace according to the highest standards of safety and extending the excellent services to customers at our airports.

MISSION:

Development of Air Transport through: Construction and Management; Provision & Operation of Vital Systems and Infrastructure for Airports and Air Navigation with Essential Maintenance of the highest standards and modern systems; Application of Rules, Regulations and Procedures to ensure the Safety and Security of Air Transport.



The design for the new King Abdulaziz International Airport



OBJECTIVES:

- Develop the Financial Resources for GACA and accomplish the Financial Autonomy by following the Commercial Fundamentals.
- Encourage Investment Opportunities in Air Transport Sector.
- Provide the Excellent Services to Pilgrims and Passengers as per Contemporary Global Standards.
- Construction, Management and Upgrading of Basic Infrastructure for Air Transport Sector according to latest & modern systems.
- Introduce and Develop Procedures to ensure the Safety and Security of Air Transport.
- Establish criteria for Operation and Maintenance for Air Transport according to the Global Standards.
- Achieve the ideal performance of Human Resources and Employees Contentment in Excellent Work Environment.

Features & Statistics



Air Traffic features at the Kingdom's Airports during 2010:

Following are the most significant features of air traffic at Kingdom's airports during 2010 :

- The number of passengers at Saudi Arabian airports 48 million passengers, an increase of 8.3 % over 2009.
- The total aircraft operations at Kingdom's Airports have increased by 4.4% over 2009 and reached 450997 operations. The International Airports have an increase of 4.3% in the number of aircraft operations collectively which was due to:
 - ✓ The Introduction of new carriers at Kingdom's airports.
 - ✓ Rising numbers of Pilgrims and visitors to the Holy Mosques.
- The volume of Cargo and Mail was 653619 tons in 2010 and is 7.7% more than the volume in 2009 .



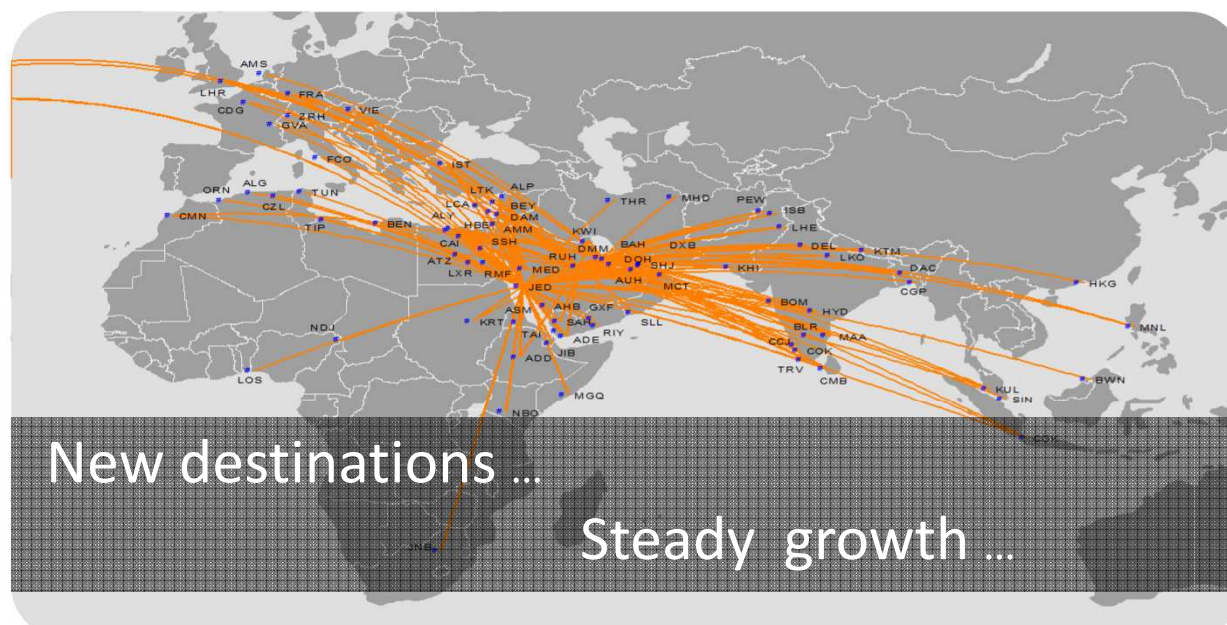
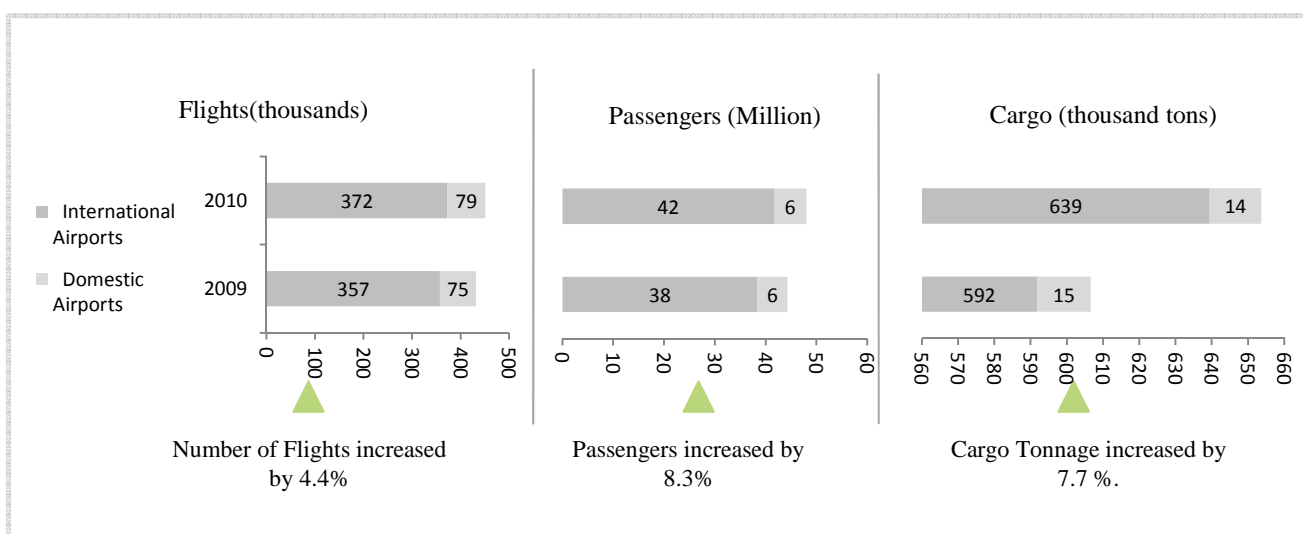
Airport Names & Cities in Kingdom of Saudi Arabia



Airport Name	CODE
JEDDAH, King Abdulaziz International	JED
RIYADH, King Khaled International	RUH
DAMMAM, King Fahd International	DMM
MADINAH, Prince Mohammed Bin Abdulaziz International	MED
ABHA	AHB
GAZAN, King Abdullah Bin Abdulaziz	GIZ
AL-GASSIM	ELQ
HAIL	HAS
TABUK	TUU
TAIF	TIF
AL-AHSA	HOF
AL-BAHA	ABT
AL-JOUF	AJF
AL-QAISUMAH	AQI
ARAR	RAE
BISHA	BHH
DAWADMI, Prince Salman Bin Abdulaziz	DWD
GURAYAT	URY
HAFR AL-BATIN, King Khaled Military City	KMC
NEJRAN	EAM
RAFHA	RAH
SHARURAH	SHW
TURAIF	TUI
WADI AL-DWASER	WAE
WEDJH	EJH
YANBU, Prince Abdulmohsin Bin Abdulaziz	YNB
RABIGH	RGB

Kingdom-wide Airport Traffic Arrival & Departure for 2009 & 2010

Airports	Flights		Passengers (thousands)		Freight & Mail (tons)	
	2009	2010	2009	2010	2009	2010
International Airports	357,074	372,356	38,360	41,567	591,810	639,395
Domestic Airports	75,039	78,641	5,927	6,386	14,802	14,224
Totals	432,113	450,997	44,287	47,953	606,612	653,619



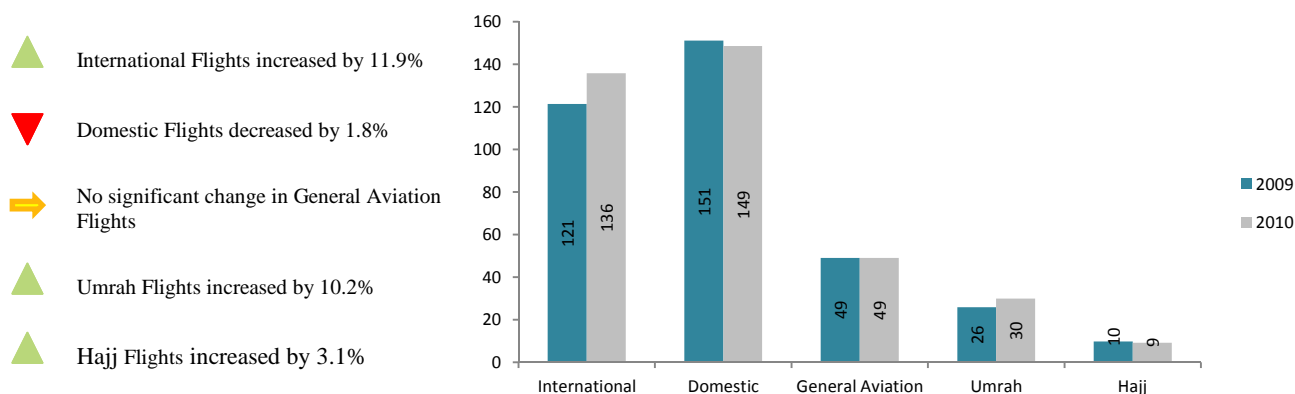
Number of Flights at Kingdom's International Airports for 2009 & 2010

International Airports	F L I G H T S											
	International		Domestic		General Aviation		Umrah		Hajj		Totals	
	2009	2010	2009	2010	2009	2010	2009	2010	2009	2010	2009	2010
King Abdulaziz International	47,582	55,061	50,271	49,570	17,278	17,273	21,914	24,866	5,460	6,886	142,505	153,656
King Khaled International	46,944	51,666	61,039	59,887	21,259	20,040	0	0	0	0	129,242	131,593
King Fahd International	20,258	24,337	20,821	21,175	10,087	11,004	0	0	0	0	51,166	56,516
Prince Muhammad Bin Abdulaziz International	6,591	4,736	19,049	17,892	438	728	3,876	5,020	4,207	2,215	34,161	30,591
Totals	121,375	135,800	151,180	148,524	49,062	49,045	25,790	29,886	9,667	9,101	357,074	372,356

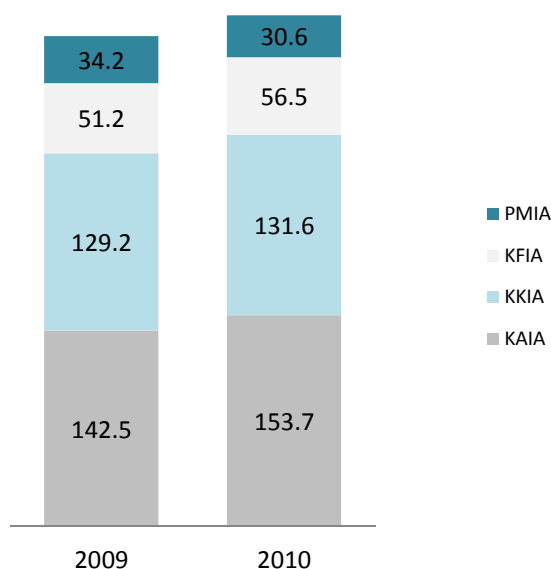
** Flight data has been changed in the King Khaled International Airport in 2009&2010

* Flight data has been changed in the Prince Muhammad Bin Abdulaziz International Airport in 2010

Number of Flights at Kingdom's International Airports
(in thousands)



- ▲ Flights increased at King Abdulaziz International by 7.8%
- ▲ Flight increased at King Khaled International by 1.8%
- ▲ Flights increased at King Fahd International by 10.5%
- ▼ Flights decreased at Prince Muhammad Bin Abdulaziz International by 7.9%

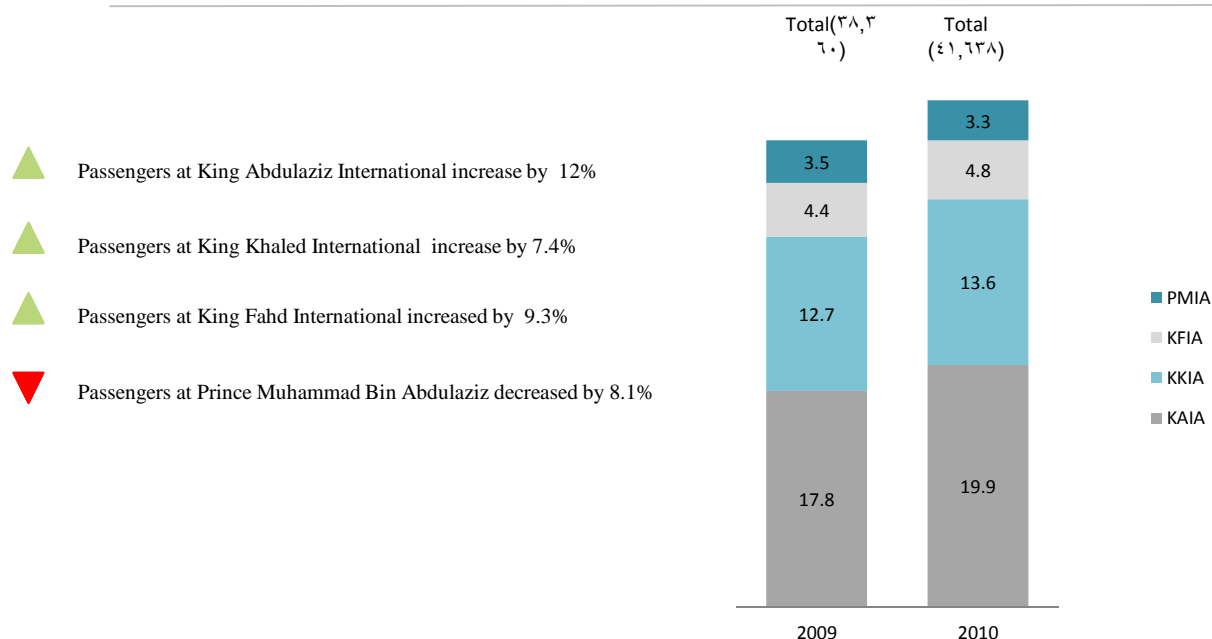
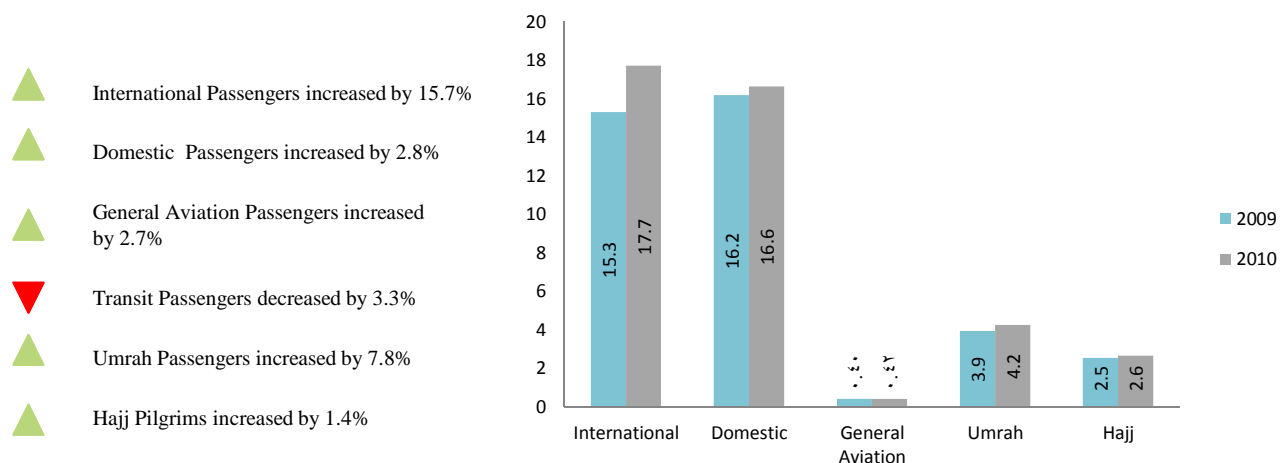


Passengers Movement (Arrival & Departure) at Kingdom's International Airports for 2009 & 2010

International Airports	Passengers (in thousands)													
	International		Domestic		General Aviation		Transit		Umrah		Hajj		Totals	
	2009	2010	2009	2010	2009	2010	2009	2010	2009	2010	2009	2010	2009	2010
King Abdulaziz International	6,736	8,062	6,088	6,231	92	95	75	32	3,100	3,562	1,742	1,943	17,757	19,893
King Khaled International	5,954	6,692	6,682	6,875	38	49	567	511	0	0	0	0	12,674	13,616
King Fahd International	2,006	2,364	2,144	2,205	273	266	325	396	0	0	0	0	4,422	4,835
Prince Muhammad Bin Abdulaziz International	601	583	1,266	1,318	3	6	95	87	837	682	800	635	3,507	3,224
Totals	15,296	17,701	16,180	16,629	405	416	1,062	1,027	3,937	4,244	2,541	2,577	38,360	41,567

- Transit Passengers are not included in Totals.
- Data has been changed in Prince Muhammad Bin Abdulaziz International for 2010

Passengers Movement at Kingdom's International Airports
(in million)



- Passengers at King Abdulaziz International increase by 12%
- Passengers at King Khaled International increase by 7.4%
- Passengers at King Fahd International increased by 9.3%
- Passengers at Prince Muhammad Bin Abdulaziz decreased by 8.1%

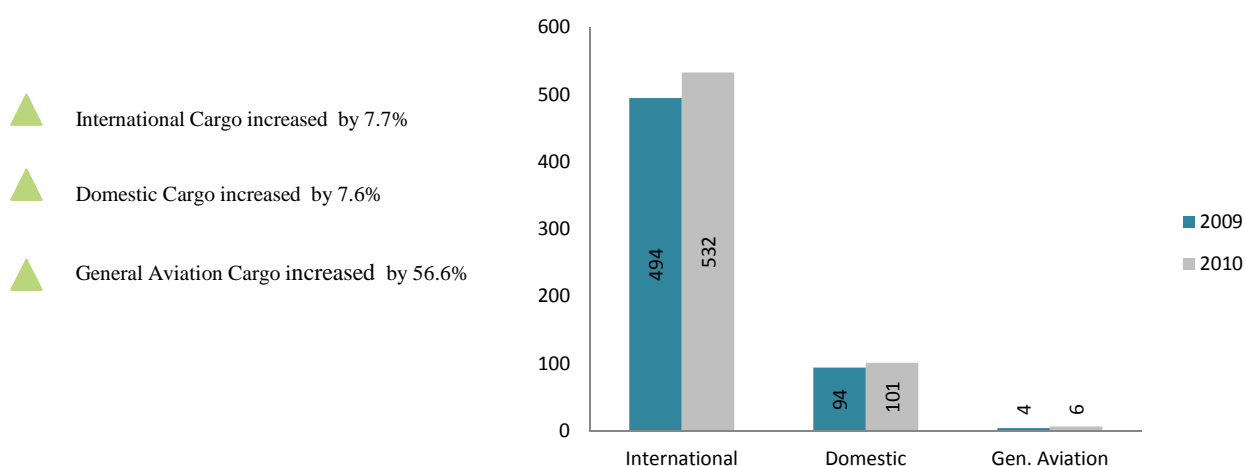
Cargo (loaded & unloaded) at Kingdom's International Airports for 2009 & 2010

KINGDOM'S INTERNATIONAL AIRPORTS

International Airports	Cargo in tons							
	International		Domestic		Gen. Aviation		Totals	
	2009	2010	2009	2010	2009	2010	2009	2010
King Abdulaziz International	176,282	186,709	41,717	44,295	0	0	217,999	231,004
King Khaled International	243,159	272,974	38,969	42,588	3,229	5,605	285,356	321,167
King Fahd International	72,753	71,224	10,191	11,641	708	561	83,652	83,426
Prince Muhammad Bin Abdulaziz International	2,036	1,562	2,768	2,237	0	0	4,804	3,799
Totals	494,229	532,468	93,644	100,761	3,937	6,166	591,810	639,395

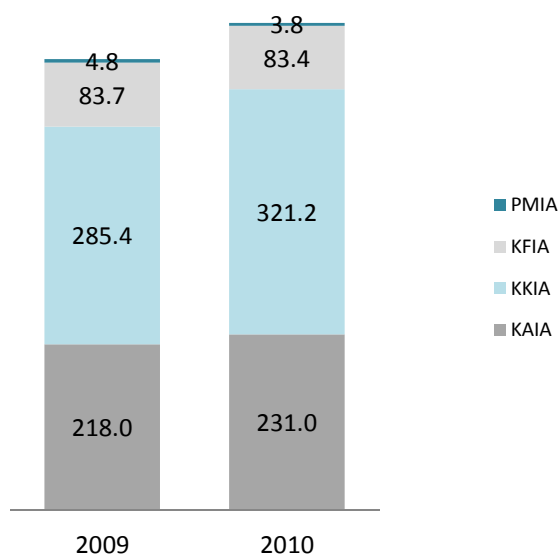
* Data has been changed in King Khaled International Airport in 2009&2010

Cargo (loaded & unloaded) at Kingdom's International Airports for 2010 & 2009



- International Cargo increased by 7.7%
- Domestic Cargo increased by 7.6%
- General Aviation Cargo increased by 56.6%

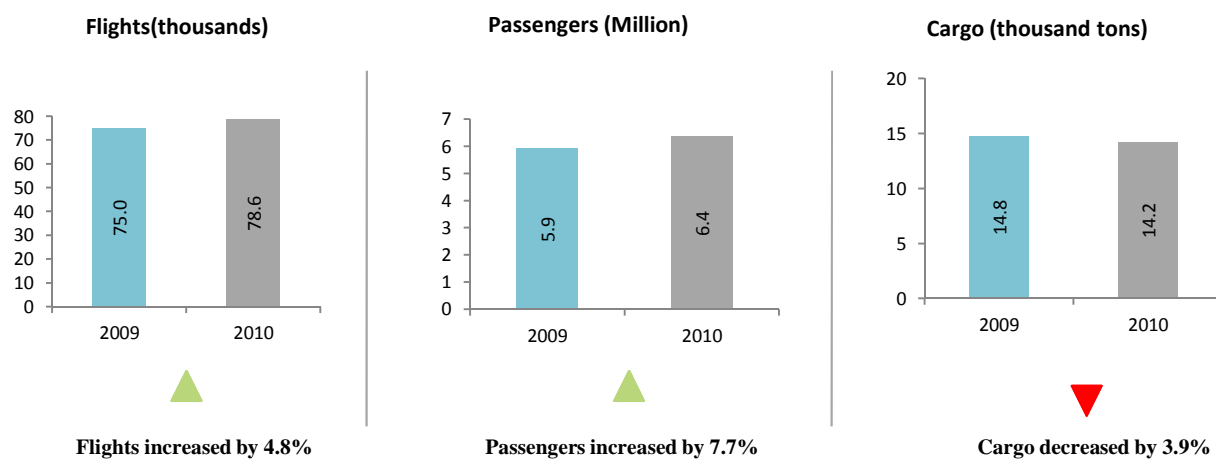
- Cargo at KAIA increased by 6%
- Cargo at KKIA increased by 12.5%
- Cargo at KFIA decreased by 0.3%
- Cargo decreased by 20.9 % at PMIA



Total Traffic Statistics for Domestic Airports Arrival & Departure (2009 & 2010)

Domestic Airport	Total Traffic *								
	Flights			Passengers (in thousands)			Cargo (in tons)		
	2009	2010	change %	2009	2010	change %	2009	2010	change %
1 Abha	13,494	12,924	-4.2%	1,445	1,437	-0.5%	2,945.9	3,210.2	9.0%
2 Tabuk	8,112	8,025	-1.1%	677	687	1.5%	2,895.9	2,500.6	-13.7%
3 Taif	4,519	4,687	3.7%	313	348	11.3%	918.7	568.3	-38.1%
4 Al-Gassim	4,820	4,505	-6.5%	348	409	17.5%	1,074.9	1,014.2	-5.6%
5 Hail	5,127	4,372	-14.7%	323	291	-9.9%	1,113.1	1,225.4	10.1%
6 Gazan, King Abdullah	8,166	8,401	2.9%	831	901	8.4%	2,962.7	2,811.4	-5.1%
7 Al-Baha	2,427	2,359	-2.8%	232	231	-0.4%	65.4	60.1	-8.1%
8 Wadi Dawaser	1,139	972	-14.7%	74	58	-21.0%	20.2	9.3	-53.8%
9 Sharurah	1,876	1,883	0.4%	95	96	0.5%	60.2	52.0	-13.6%
10 Turaif	1,046	1,229	17.5%	39	58	49.9%	22.8	107.8	373.0%
11 Bisha	2,422	2,773	14.5%	233	238	2.0%	194.9	69.6	-64.3%
12 Ar'ar	2,092	2,241	7.1%	141	161	14.4%	406.6	427.9	5.2%
13 Wedjh	1,014	1,069	5.4%	45	51	13.2%	20.1	16.6	-17.3%
14 Rafha	1,065	797	-25.2%	29	25	-14.8%	16.1	24.2	50.6%
15 Nejran	7,472	6,391	-14.5%	427	416	-2.5%	691.8	652.2	-5.7%
16 Al-Qaisuma	1,154	1,086	-5.9%	56	59	4.0%	98.8	95.6	-3.2%
17 Al-Jouf	3,425	3,657	6.8%	254	280	10.0%	684.4	590.3	-13.8%
18 Al-Ahsa	237	5,141	2069.2%	19	159	715.9%	4.9	181.0	3564.7%
19 Al-Gurayat	1,756	1,240	-29.4%	140	106	-24.4%	386.3	277.7	-28.1%
20 Yanbu, Prince Abdulmohsin	3,123	4,277	37.0%	184	355	92.5%	211.4	320.8	51.7%
21 Hafr Albatin (KKMC)	213	162	-23.9%	10	8	-22.5%	3.3	4.7	43.2%
22 Dawadami, Prince Salman	340	370	8.8%	11	12	10.9%	3.1	3.2	2.6%
23 Rabigh	0	80	100.0%	0	0	100.0%	0.0	0.4	100.0%
Total	75,039	78,641	4.8%	5,927	6,386	7.7%	14,801.7	14,223.6	-3.9%

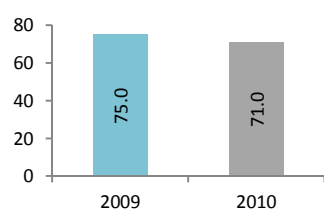
* Includes International, Domestic & General Aviation traffic for 2010. See page 10 & 11 for detail .



Domestic Traffic Statistics for Domestic Airports Arrival & Departure (2009 & 2010) (domestic)

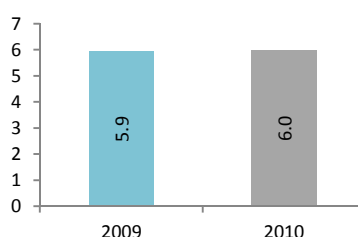
	Domestic Airport	Domestic Traffic								
		Flights			Passengers			Cargo (in tons)		
		2009	2010	change %	2009	2010	change %	2009	2010	change %
1	Abha	13,494	12,425	-7.9%	1,444,775	1,398,140	-3.2%	2,945.9	3,188.2	8.2%
2	Tabuk	8,112	7,921	-2.4%	676,842	684,959	1.2%	2,895.9	2,499.4	-13.7%
3	Taif	4,519	4,685	3.7%	312,670	348,030	11.3%	918.7	568.3	-38.1%
4	Al-Gassim	4,820	4,125	-14.4%	348,046	352,725	1.3%	1,074.9	1,014.2	-5.6%
5	Hail	5,127	4,322	-15.7%	323,347	291,056	-10.0%	1,113.1	1,223.6	9.9%
6	Gazan, King Abdullah	8,166	8,396	2.8%	831,399	901,162	8.4%	2,962.7	2,811.4	-5.1%
7	Al-Baha	2,427	2,358	-2.8%	231,859	230,977	-0.4%	65.4	60.1	-8.1%
8	Wadi Dawaser	1,139	972	-14.7%	73,784	58,302	-21.0%	20.2	9.3	-53.8%
9	Sharurah	1,876	1,883	0.4%	95,132	95,653	0.5%	60.2	52.0	-13.6%
10	Turaif	1,046	1,178	12.6%	38,899	57,745	48.4%	22.8	106.4	366.7%
11	Bisha	2,422	2,773	14.5%	233,065	237,678	2.0%	194.9	69.6	-64.3%
12	Ar'ar	2,092	2,165	3.5%	140,989	160,150	13.6%	406.6	427.9	5.2%
13	Wedjh	1,014	1,060	4.5%	44,954	50,874	13.2%	20.1	16.6	-17.3%
14	Rafha	1,065	797	-25.2%	29,466	25,113	-14.8%	16.1	24.2	50.6%
15	Nejran	7,472	6,389	-14.5%	426,656	415,847	-2.5%	691.8	652.2	-5.7%
16	Al-Qaisuma	1,154	1,086	-5.9%	56,420	58,680	4.0%	98.8	95.6	-3.2%
17	Al-Jouf	3,425	3,536	3.2%	254,138	278,059	9.4%	684.4	588.6	-14.0%
18	Al-Ahsa	237	241	1.7%	19,461	23,858	22.6%	4.9	4.4	-11.0%
19	Al-Gurayat	1,756	1,240	-29.4%	139,721	105,595	-24.4%	386.3	277.7	-28.1%
20	Yanbu, Prince Abdulmohsin	3,123	2,907	-6.9%	184,374	187,109	1.5%	211.4	191.8	-9.3%
21	Hafr Albatin (KKMC)	213	158	-25.8%	10,490	8,098	-22.8%	3.3	4.7	43.2%
22	Dawadami, Prince Salman	340	370	8.8%	10,915	12,104	10.9%	3.1	3.2	2.6%
Total		75,039	70,987	-5.4%	5,927,402	5,981,914	0.9%	14,801.7	13,889.5	-6.2%

Flights(thousands)



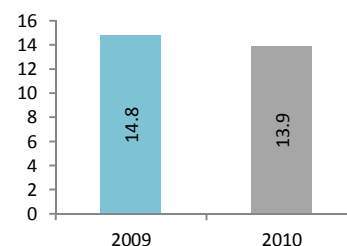
Flights decreased by 5.4%

Passengers (Million)



Passengers increased by 0.9%

Cargo (thousand tons)



Cargo decreased by 6.2%

International & General Aviation Traffic Statistics at Domestic Airports Arrival & Departure 2010

International Traffic Statistics for Domestic Airports

Domestic Airport		International Traffic		
		Flights	Passengers	Cargo (in tons)
1	Abha	491	38,865	22.0
2	Tabuk	6	748	0.0
3	Al-Gassim	378	56,306	0.0
4	Hail	4	92	0.0
5	Gazan, King Abdullah	1	0	0.0
6	Al-Baha	1	7	0.0
7	Turaif	1	0	0.0
8	Ar'ar	2	41	0.0
9	Wedjh	7	0	0.0
10	Yanbu, Prince Abdulmohsin	837	119,522	0.0
Total		1,728	215,581	22.0

General Aviation Traffic Statistics for Domestic Airports

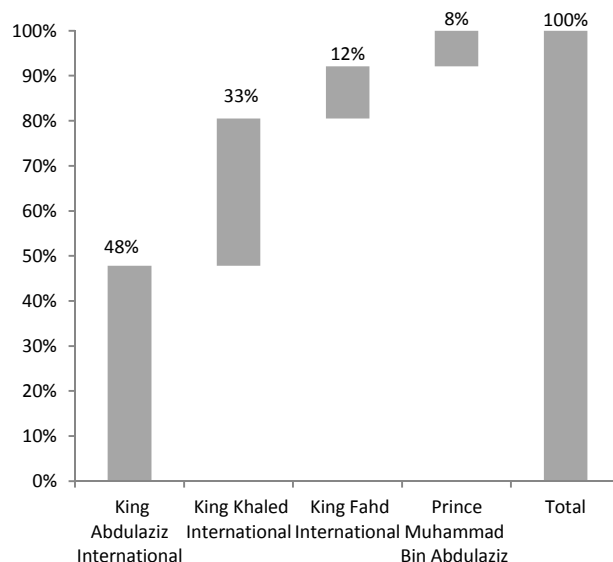
Domestic Airport		General Aviation Traffic		
		Flights	Passengers	Cargo (in tons)
1	Abha	8	31	0.0
2	Tabuk	98	1,101	1.2
3	Taif	2	13	0.0
4	Al-Gassim	2	10	0.0
5	Hail	46	347	1.8
6	Gazan, King Abdullah	4	2	0.0
10	Turaif	50	560	1.4
12	Ar'ar	74	1,112	0.0
13	Wedjh	2	4	0.0
15	Nejran	2	14	0.0
17	Al-Jouf	121	1,597	1.7
18	Al-Ahsa	4,900	134,924	176.6
20	Yanbu, Prince Abdulmohsin	533	48,293	129.0
21	Hafr Albatin (KKMC)	4	32	0.0
22	Rabigh	80	140	0.4
Total		5,926	188,180	312.1

Market Share for International & Domestic Airports for 2010


MARKET SHARES

- The overall number of Passengers at King Abdulaziz International Airport, Jeddah increased by 12%. The growth is due to a substantial increase of 19.7% in International Passengers and 14.9% in Umrah Passengers.
- A growth of 7.4% is noted in Passengers movement at King Khaled International Airport Riyadh, which is due to 12.4% increase in International and 2.9% increase in Domestic Passengers.
- The Passengers movement at King Fahd International Airport, Dammam is 9.3% more than the previous year. The International Passengers grew by 17.9% while Domestic Passengers by 2.9%
- Prince Muhammad Bin Abdulaziz International Airport registered a decrease of 3.0% in International Passengers movement and 18.5% in Umrah Passengers. The overall loss was 6.1% in Passengers traffic as compared to last year.

International Airports Shares of Passengers Traffic

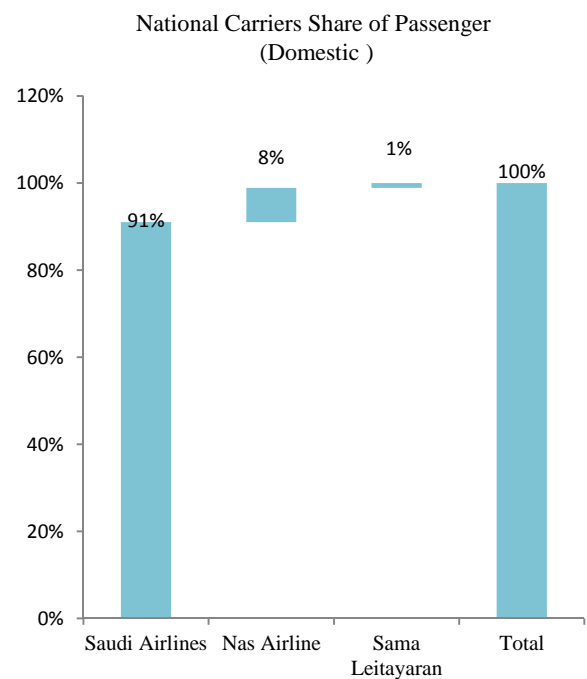
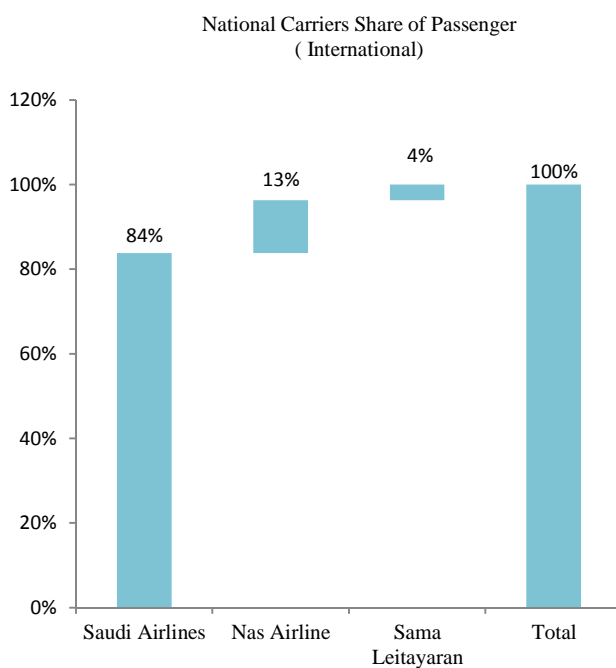
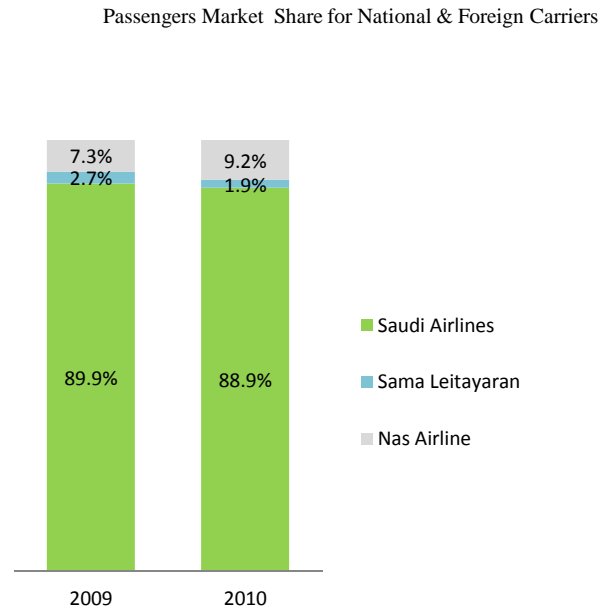
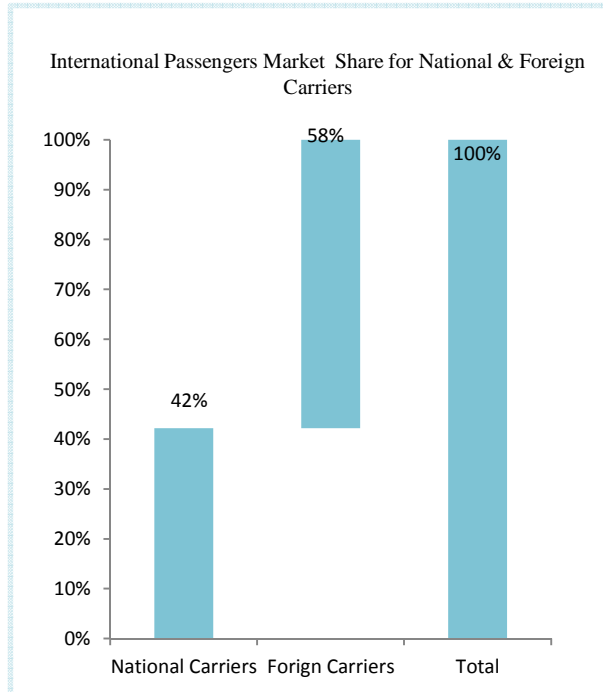


Domestic Airports Shares of Passengers Traffic

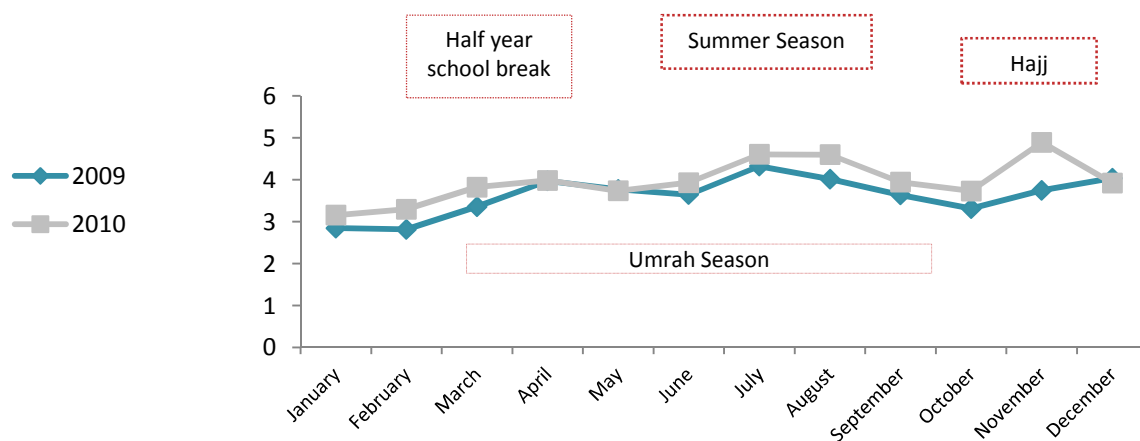


Kingdom's Domestic Airports witnessed international traffic during 2010 by the Low Cost Carriers (LCC). Felix Airlines (Yemen based) and Fly Dubai started operating at Abha Regional Airport with 6,578 and 2,110 Passengers respectively. Almasria Universal Airlines started international operations at Al-Gassim and Prince Abdulmohsin Airport at Yanbu with 56,306 and 119,522 Passengers respectively.

National Carriers Shares



Passengers (in million) at Kingdom's Airports by Gregorian for 2009 & 2010 Years



Note: The numbers of Passengers depicted on this chart include the Hajj Pilgrims traveled on Chartered Hajj Flights.

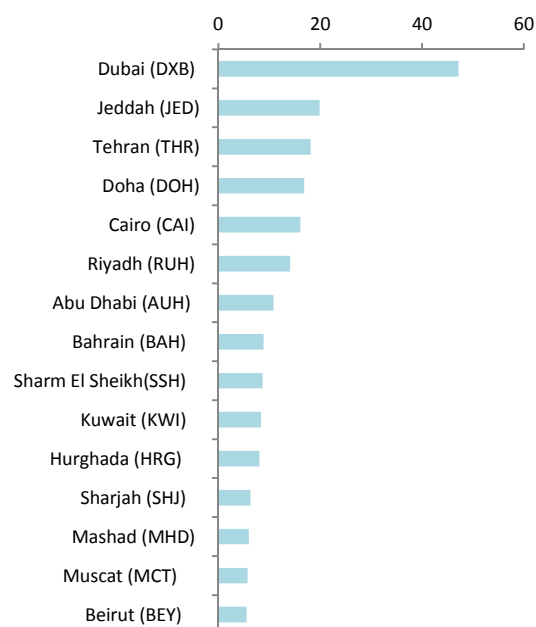
- The Passengers movement remarkably increases during Umrah, Summer School vacation and Hajj seasons.
- The difference in Hegira year and Gregorian calendar affects the Hajj & Umrah traffic distribution pattern among the Gregorian months by advancing 11 days each year.
- The summer school break, when people travel for leisure and other purposes, is a high time for all domestic and international airports to streamline the aircrafts and Passengers movement. The Passengers movement is growing every year.



Airports Ranking by Passengers for Middle East including Egypt for 2010

Rank	Airports	PAX * (in million)	% Change
1	Dubai (DXB)	47.2	15.4%
2	Jeddah (JED)	19.9	17.2%
3	Tehran (THR)	18.1	12.0%
4	Doha (DOH)	16.9	0.0%
5	Cairo (CAI)	16.1	12.2%
6	Riyadh (RUH)	14.٢	7.4%
7	Abu Dhabi (AUH)	10.9	12.2%
8	Bahrain (BAH)	8.9	-1.7%
9	Sharm El Sheikh (SSH)	8.7	17.0%
10	Kuwait (KWI)	8.4	2.5%
11	Hurghada (HRG)	8.1	19.8%
12	Sharjah (SHJ)	6.3	9.4%
13	Mashad (MHD)	6.0	19.5%
14	Muscat (MCT)	5.8	26.2%
15	Beirut (BEY)	5.6	11.3%

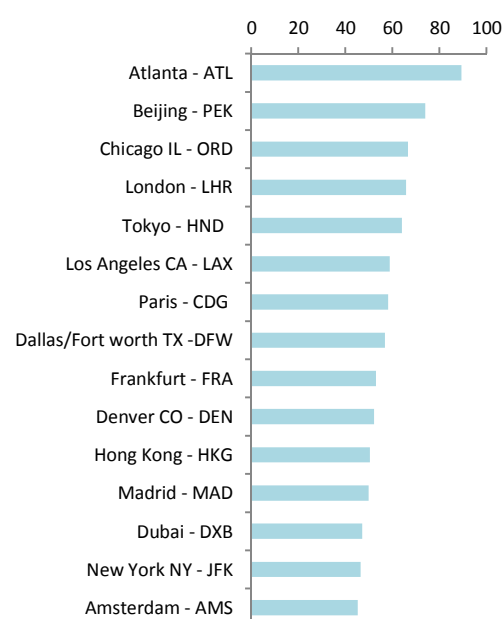
* Transit Passengers are included in Totals.



Source : Enac – Air Transport Data

World Busiest Airports Ranking by Passengers Traffic – 2010

Rank	Airports	PAX (in million)	% Change
1	Atlanta - ATL	89.3	1.5%
2	Beijing - PEK	73.9	13.1%
3	Chicago, IL - ORD	66.7	3.9%
4	London - LHR	65.9	-0.2%
5	Tokyo - HND	64.1	3.5%
6	Los Angeles, CA - LAX	58.9	4.6%
7	Paris - CDG	58.2	0.4%
8	Dallas/Fort Worth -DFW	56.9	1.6%
9	Frankfurt - FRA	53.0	4.1%
10	Denver, CO - DEN	52.2	4.1%
11	Hong Kong - HKG	50.4	10.6%
12	Madrid - MAD	49.8	2.9%
13	Dubai - DXB	47.2	15.4%
14	New York NY - JFK	46.5	1.4%
15	Amsterdam - AMS	45.2	3.8%



Source : Enac – Air Transport Data