

# Statistical Yearbook

2015



الهيئة العامة للطيران المدني  
General Authority of Civil Aviation

# Index

SUBJECT	Page
Overview	4
• The Emergence of GACA	4
• Vision	5
• Mission	
• Objectives	
Features & Statistics	6
Airport Names & Codes in Kingdom of Saudi Arabia	9
Kingdom-wide Airport Traffic	10
Kingdom's International Airports	12
• Number of Flights at Kingdom's International Airports	12
• Passengers Movement at Kingdom's International Airports	14
• Cargo at Kingdom's International Airports	16
Kingdom's Domestic Airports	18
• Total Traffic For Domestic Airports	18
• Domestic Traffic at Domestic Airports	20
• International & General Aviation Traffic at Domestic Airports	22
Passenger Market Shares	24

# Overview



## The Emergence of GACA

The emergence of the General Authority of Civil Aviation goes back to the year 1945, when the Kingdom of Saudi Arabia got its first civilian aircraft in the era of its founding father, King Abdul-Aziz – God rest his soul –

In 1953, the first aviation body was founded under the name of the Civil Aviation Administration, which included Saudi Arabian Airlines and the Meteorological Weather Service. Saudi Arabian Airlines went its separate way in 1959 and the Aviation entity was renamed into the (Directorate of Civil Aviation). In 1966 the Meteorological Weather Service was separated from the aviation body, and the DCA had an autonomous budget, where in 1977, its name was modified once again to become The Presidency of Civil of Aviation (PCA).

The year 2004 witnessed the issuance of a Council of Minister resolution that transformed PCA into a General Authority with an independent body, to go with a financial and an administrative independence; operated according to business standards and principles. A new name was also introduced thereafter, to become the General Authority of Civil Aviation.

The General Authority of Civil Aviation (GACA) is steadfastly working on the development and the modernization of the Civil Aviation Sector at the hands of the best qualified Saudi professionals. GACA has made a record growth over the years and has made quantum leaps in the aviation sector. This include an enormous development in passenger's movement, air cargo, airports constructions and equipment, in addition to air navigation and air traffic control.

The general Authority of Civil Aviation, also oversees the economic and safety regulations, in addition to air navigational services and the operations of all the Kingdom twenty-seven (27) airports, four (4) of which are international, ten (10) regional and thirteen (13) domestic airports. All of which offers the best of air travel services to the traveling public which reached around 82 million passengers by the year 2015.

## Objectives

1. Develop GACA financial resources and follow the commercial fundamentals to achieve financial self-sustaining.
2. Encourage the expansion in investment opportunities in air transport sector.
3. Provide the excellent services to pilgrims and passengers as per latest global standards.
4. Construction, development, management and operation of infrastructure for air transport sector as per latest systems and international standards.
5. Create, develop and follow-up the safety and security policy and procedure of air transport.
6. Develop the operation and maintenance standards for air transport as per global standards.
7. Achieve the optimal of human resources investment and employment satisfaction in a healthy work environment.
8. Support the regional and international KSA cooperation and effective contribution in aviation decision making.
9. Protection of the environment from the negative effects that resulting from air transport activities.
10. Regulate and develop the air transport activities as per best international practices.
11. Prepare and transform Strategic Business Units and their activities to independent feasible commercial entities.

## Vision

Achieving a safe airspace according to the most accurate global safety standards, and build a modern Airports system with advanced services.

## Mission

Develop air transport in accordance with the latest international standards, and strengthening the position of the Kingdom of Saudi Arabia as a globally influential in the international civil aviation industry, and achieve economic growth and sustainability.



Prince Abdulmuhsen Bin Abdulaziz Airport - Yanbu



# Features & Statistics

## Air Traffic synopsis Kingdom's Airports during 2015



Prince Naif Bin Abdulaziz Airport Development Project - Gassim

More than 81 million Passengers at Kingdom's airports with 9.5% increase in 2015.

## Air Traffic synopsis at Kingdom's Airports during 2015:

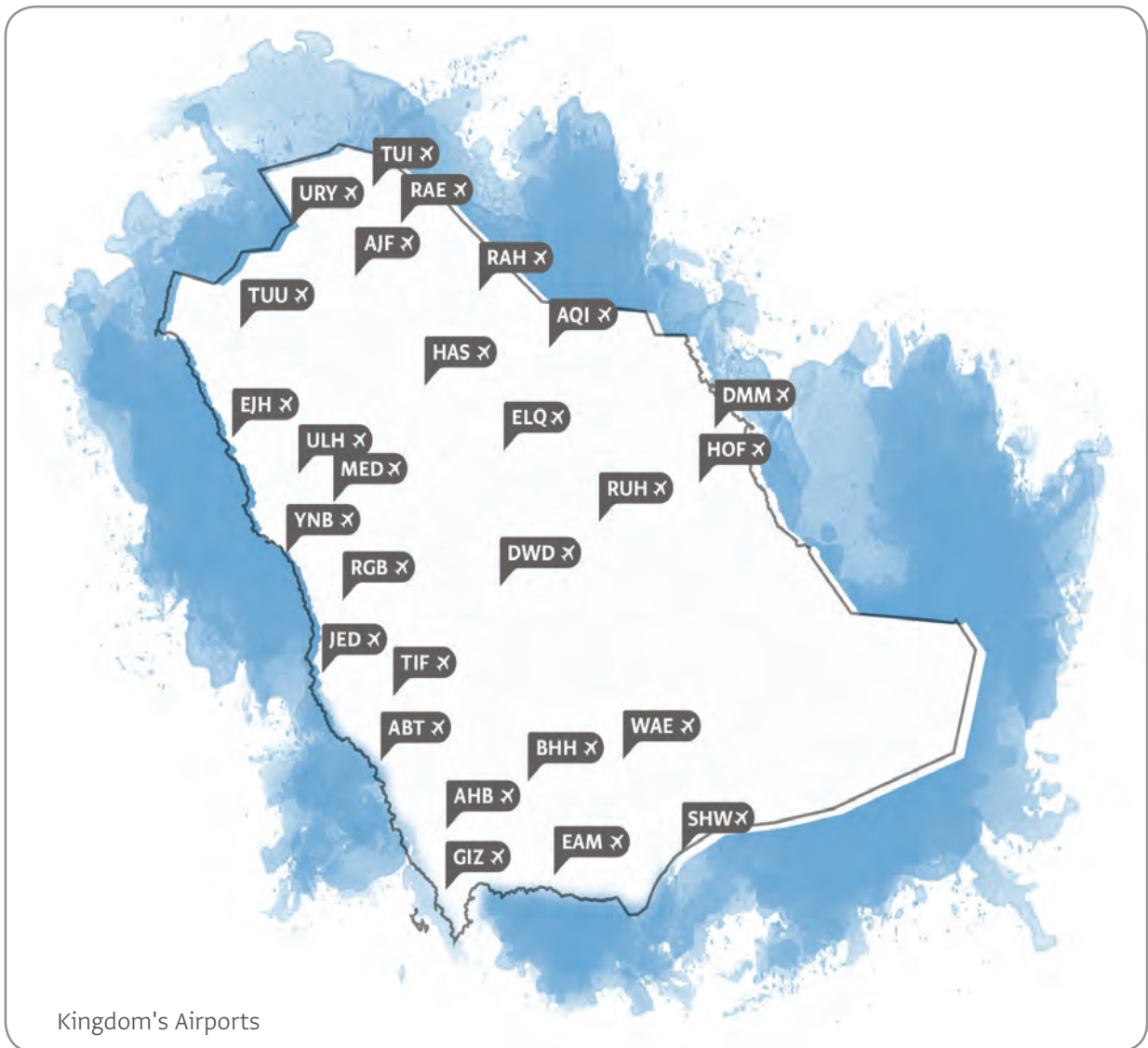
Following are some significant indicators of air traffic at Kingdom's airports during the year 2015:

- The number of Passengers at Saudi Arabian airports reached more than 81 million passengers with an increase of 9.5 % over 2014.
- The aircraft operations at Kingdom's Airports have increased by 9.8% over 2014 and reached 646,693 operations.
- The volume of Cargo and Mail was 1,163,695 tons, which is 14.1 % more than the volume in 2014



Bisha Airport

Kingdom's airports witnessed 646.693 flights, an increase of 9.8% over 2014.






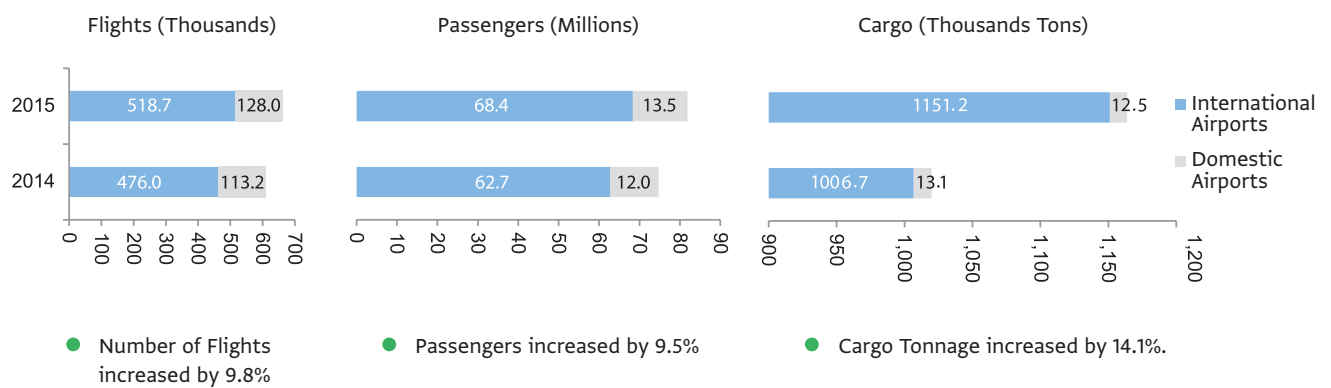
# Airport Names & Codes in Kingdom of Saudi Arabia

	Airport Name	Airport Type	Code
1	JEDDAH, King Abdulaziz International Airport	International	JED
2	RIYADH, King Khaled International Airport	International	RUH
3	DAMMAM, King Fahd International Airport	International	DMM
4	MADINAH, Prince Mohammed Bin Abdulaziz International Airport	International	MED
5	ABHA Airport	Regional	AHB
6	GAZAN, King Abdullah Bin Abdulaziz Airport	Regional	GIZ
7	TABUK, Prince Sultan Bin Abdulaziz Airport	Regional	TUU
8	AL-GASSIM, Prince Naif Bin Abdulaziz Airport	Regional	ELQ
9	Taif Airport	Regional	TIF
10	Yanbu, Prince Abdulmohsin Airport	Regional	YNB
11	Hail Airport	Regional	HAS
12	Nejran Airport	Regional	EAM
13	Bisha Airport	Domestic	BHH
14	Al-Ahsa Airport	Regional	HOF
15	Al-Baha, King Saud Airport	Domestic	ABT
16	Al-Jouf Airport	Regional	AJF
17	Ar'ar Airport	Domestic	RAE
18	Al-Gurayat Airport	Domestic	URY
19	Sharurah Airport	Domestic	SHW
20	Al-Qaisumah, Hafr Albatin Airport Airport	Domestic	AQI
21	Wadi Dawaser Airport	Domestic	WAE
22	Wedjh Airport	Domestic	EJH
23	Rafha Airport	Domestic	RAH
24	Turaif Airport	Domestic	TUI
25	Dawadami Airport	Domestic	DWD
26	Al-Ula, Prince Abdulmajeed Bin Abdulaziz Airport	Domestic	ULH
27	Rabigh Airport	Domestic	RGB

# Kingdom-wide Airport Traffic

Airports	Flights		Passengers (thousands)		Cargo (tons)	
	2015	2014	2015	2014	2015	2014
International Airports	518,652	475,973	68,352	62,734	1,151,164	1,006,676
Domestic Airports	128,041	113,243	13,509	12,015	12,531	13,129
Totals	646,693	589,216	81,861	74,749	1,163,695	1,019,805



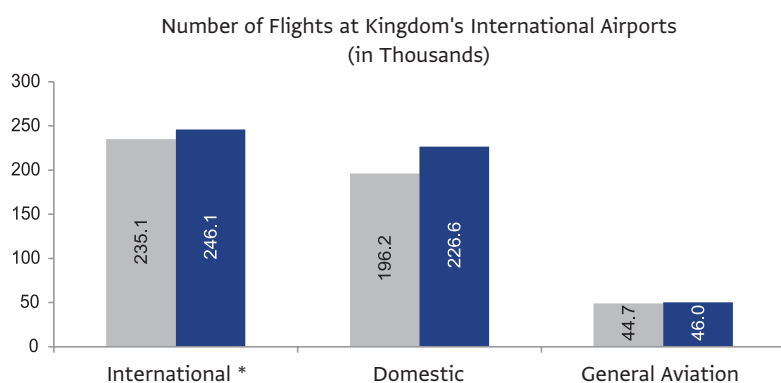


# Kingdom's International Airports (Flights)



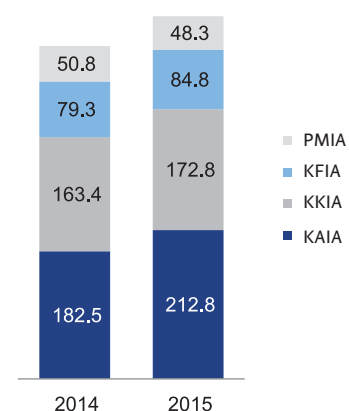
International Airports	F L I G H T S							
	International *		Domestic		General Aviation		Totals	
	2015	2014	2015	2014	2015	2014	2015	2014
King Abdulaziz International	116,459	104,038	78,514	63,094	17,826	15,326	212,799	182,458
King Khaled International	66,287	67,270	92,269	80,516	14,198	15,597	172,754	163,383
King Fahd International	38,997	36,847	33,171	30,119	12,635	12,318	84,803	79,284
Prince Muhammad Bin Abdulaziz International	24,325	26,895	22,630	22,469	1,341	1,484	48,296	50,848
Totals	246,068	235,050	226,584	196,198	46,000	44,725	518,652	475,973

\* International traffic includes Hajj and Umrah chartered flights.




- International Flights increased by 4.7%
- Domestic Flights increased by 15.5%
- General Aviation Flights increased by 2.9%

- Flights increased at King Abdulaziz International Airport by 16.6%
- Flight increased at King Khaled International Airport by 5.7%
- Flights increased at King Fahd International Airport by 7%
- Flights decreased at Prince Mohammad Bin Abdulaziz Int'l Airport by 5%





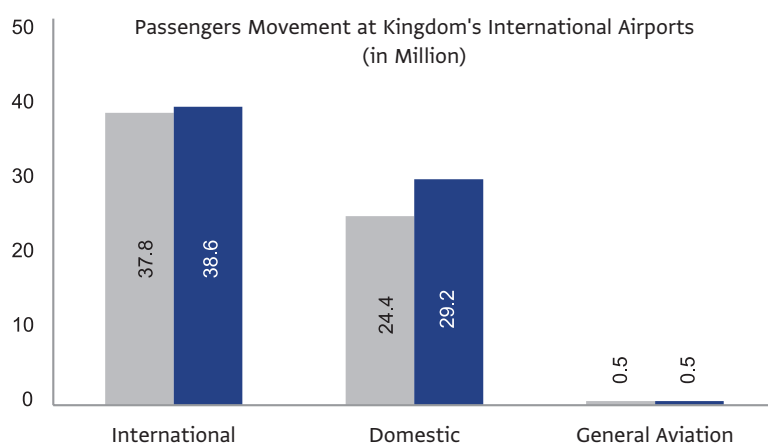
# Kingdom's International Airports (Passengers)



International Airports	Passengers (in thousands)									
	International *		Domestic		General Aviation		Transit **		Totals	
	2015	2014	2015	2014	2015	2014	2015	2014	2015	2014
King Abdulaziz International	19,185	19,229	10,825	8,732	83	77	135	76	30,094	28,038
King Khaled International	10,371	9,774	12,124	10,276	50	60	215	473	22,545	20,110
King Fahd International	5,002	4,442	4,044	3,458	362	349	160	242	9,407	8,248
Prince Muhammad Bin Abdulaziz International	4,052	4,364	2,249	1,968	5	6	24	32	6,306	6,338
Totals	38,610	37,809	29,242	24,433	500	492	534	823	68,352	62,734

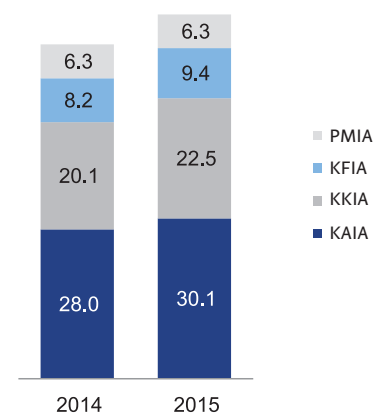
\* International traffic includes Hajj and Umrah Passengers on chartered flights.

\*\* Transit Passengers are not included in Totals.



- International Passengers increased by 2.1%
- Domestic Passengers increased by 19.7%
- General Aviation Passengers increased by 1.8%
- Transit Passengers decreased by 35.1%

- Passengers at King Abdulaziz International Airport increased by 7.3%
- Passengers at King Khaled International Airport increased by 12.1%
- Passengers at King Fahd International Airport increased by 14.1%
- Passengers at Prince Muhammad Bin Abdulaziz International Airport decreased by 0.5%

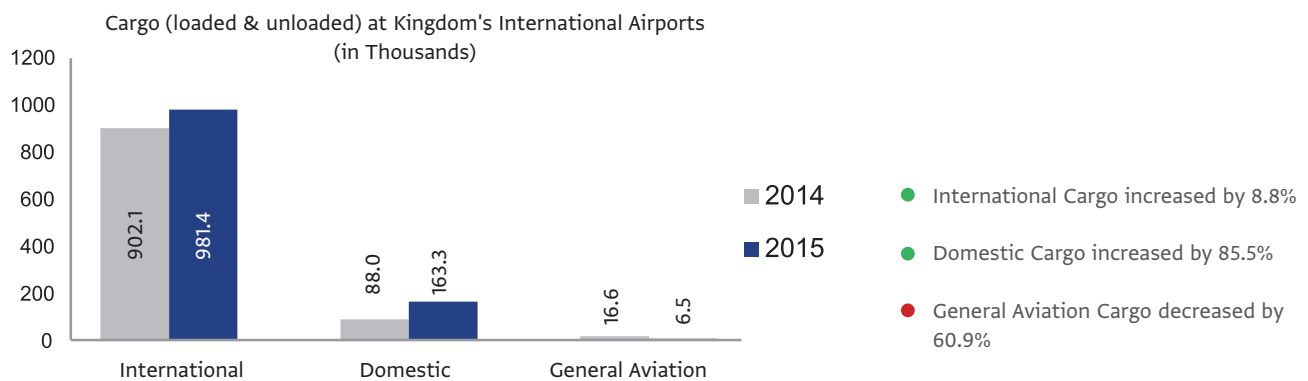


# Kingdom's International Airports (Cargo)

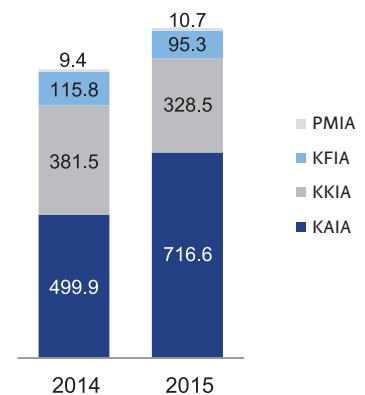


More than a million tons of Cargo & Mail handled at Kingdom's international airports with an increase of 14.4% .


International Airports	Cargo in tons							
	International		Domestic		General Aviation		Totals	
	2015	2014	2015	2014	2015	2014	2015	2014
King Abdulaziz International	619,103	451,570	97,507	48,341	0	0	716,610	499,911
King Khaled International	278,016	341,731	44,969	29,045	5,520	10,769	328,505	381,545
King Fahd International	77,510	101,370	16,843	8,629	967	5,831	95,321	115,830
Prince Muhammad Bin Abdulaziz International	6,775	7,390	3,954	2,001	0	0	10,728	9,390
<b>Totals</b>	<b>981,404</b>	<b>902,061</b>	<b>163,273</b>	<b>88,016</b>	<b>6,487</b>	<b>16,600</b>	<b>1,151,164</b>	<b>1,006,676</b>



- Cargo at KAIA increased by 43.3%
- Cargo at KKIA decreased by 13.9%
- Cargo at KFIA decreased by 17.7%
- Cargo increased by 14.2% at PMIA



# Kingdom's Domestic Airports (Domestic-International Flights -Private Aviation)

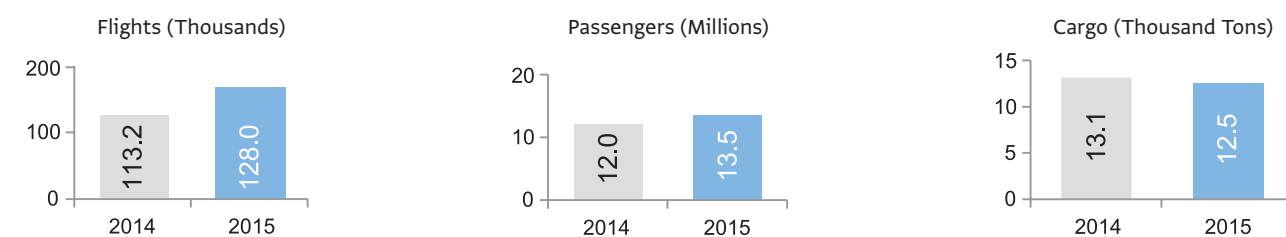




Kingdom's domestic airports registered an increase of 12.4% in Passengers movements.

Domestic Airports	Total Traffic *								
	Flights			Passengers ( in thousands )			Cargo ( in tons )		
	2015	2014	Change %	2015	2014	Change %	2015	2014	Change %
1 Abha	27,095	22,221	21.9%	3,115	2,646	17.7%	2,982.3	3,190.7	-6.5%
2 Tabuk, Prince Sultan	11,694	9,556	22.4%	1,311	1,118	17.2%	1,710.9	1,941.8	-11.9%
3 Taif	10,091	8,488	18.9%	1,157	1,005	15.2%	403.2	328.4	22.8%
4 Al-Gassim, Prince Naif	13,670	10,122	35.1%	1,444	1,110	30.1%	846.2	923.4	-8.4%
5 Hail	6,815	5,927	15.0%	801	700	14.4%	1,110.1	1,143.8	-2.9%
6 Gazan, King Abdullah	13,505	11,888	13.6%	1,736	1,574	10.3%	2,906.7	2,731.6	6.4%
7 Al-Baha	3,205	3,012	6.4%	378	348	8.4%	102.0	107.6	-5.1%
8 Wadi Dawaser	1,885	1,989	-5.2%	111	109	1.8%	7.9	9.7	-18.2%
9 Sharurah	2,347	1,924	22.0%	202	146	38.4%	115.1	88.1	30.6%
10 Turaif	1,020	966	5.6%	63	56	11.7%	32.6	21.0	55.3%
11 Bisha	3,653	3,734	-2.2%	377	387	-2.6%	123.2	131.4	-6.2%
12 Ar'ar	2,374	2,171	9.4%	241	213	13.1%	363.2	342.4	6.1%
13 Wedjh	1,122	1,031	8.8%	64	58	9.7%	20.3	18.3	11.2%
14 Rafha	1,182	983	20.2%	70	57	22.6%	33.3	33.3	-0.1%
15 Nejran	1,989	6,139	-67.6%	227	612	-62.9%	170.8	494.6	-65.5%
16 Al-Qaisumah, Hafr Albatin Airport	2,192	2,211	-0.9%	139	134	3.7%	90.0	138.1	-34.9%
17 Al-Jouf	4,623	3,731	23.9%	451	343	31.3%	566.5	582.6	-2.8%
18 Al-Ahsa	7,511	6,510	15.4%	409	352	16.1%	425.1	354.7	19.8%
19 Al-Gurayat	1,908	1,897	0.6%	207	191	8.7%	310.0	300.6	3.1%
20 Yanbu, Prince Abdulmohsin	9,238	7,874	17.3%	960	817	17.5%	208.7	243.6	-14.3%
21 Al-Ula, Prince Abdulmajeed	474	408	16.2%	23	14	63.3%	0.9	0.8	19.9%
22 Dawadami	416	417	-0.2%	23	22	6.1%	2.2	2.4	-7.4%
23 Rabigh	32	44	-27.3%	0	0	-15.6%	0.2	0.0	100.0%
<b>Totals</b>	<b>128,041</b>	<b>113,243</b>	<b>13.1%</b>	<b>13,509</b>	<b>12,015</b>	<b>12.4%</b>	<b>12,531.4</b>	<b>13,128.8</b>	<b>-4.6%</b>

\* Includes International, Domestic and General Aviation traffic.



● Number of Flights increased by 13.1%

● Passengers increased by 12.4%

● Cargo Tonnage decreased by 4.6%

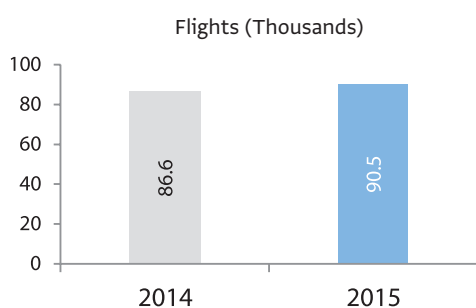
# Kingdom's Domestic Airports

## Domestic Traffic

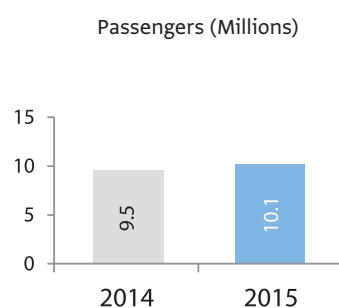


Internal View of Prince Naif Bin Abdulaziz Airport Development Project - Gassim

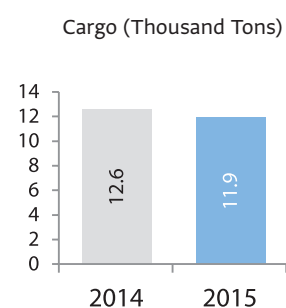
Domestic Airports		Domestic Traffic								
		Flights			Passengers			Cargo ( in tons )		
		2015	2014	Change %	2015	2014	Change %	2015	2014	Change %
1	Abha	22,810	18,791	21.4%	2,683,423	2,298,946	16.7%	2,960.0	3,127.2	-5.3%
2	Tabuk, Prince Sultan	9,556	8,453	13.0%	1,123,382	1,000,867	12.2%	1,710.3	1,941.8	-11.9%
3	Taif	5,198	4,774	8.9%	590,343	564,542	4.6%	385.2	328.4	17.3%
4	Al-Gassim, Prince Naif	5,786	5,056	14.4%	637,032	530,151	20.2%	842.0	923.4	-8.8%
5	Hail	5,609	4,995	12.3%	662,798	600,242	10.4%	1,110.1	1,143.8	-2.9%
6	Gazan, King Abdullah	11,498	11,293	1.8%	1,621,206	1,552,373	4.4%	2,896.8	2,731.5	6.1%
7	Al-Baha	3,133	2,966	5.6%	375,516	347,805	8.0%	102.0	107.6	-5.1%
8	Wadi Dawaser	1,867	1,967	-5.1%	111,396	109,265	2.0%	7.9	9.7	-18.2%
9	Sharurah	1,835	1,458	25.9%	178,329	128,003	39.3%	115.1	88.1	30.6%
10	Turaif	816	730	11.8%	49,802	42,185	18.1%	30.4	18.1	67.8%
11	Bisha	3,579	3,640	-1.7%	376,641	386,495	-2.5%	123.2	131.4	-6.2%
12	Ar'ar	2,155	2,105	2.4%	230,083	211,349	8.9%	361.4	342.4	5.5%
13	Wedjh	866	775	11.7%	48,380	41,365	17.0%	19.7	17.4	13.3%
14	Rafha	1,182	937	26.1%	70,396	56,573	24.4%	33.3	33.3	-0.1%
15	Nejran	1,755	6,007	-70.8%	211,848	606,472	-65.1%	170.8	494.6	-65.5%
16	Al-Qaisumah, Hafr Albatin Airport	2,158	2,179	-1.0%	138,318	133,451	3.6%	90.0	138.1	-34.9%
17	Al-Jouf	3,503	3,445	1.7%	360,009	327,392	10.0%	565.3	582.5	-3.0%
18	Al-Ahsa	585	540	8.3%	52,485	45,906	14.3%	1.1	3.1	-66.0%
19	Al-Gurayat	1,864	1,875	-0.6%	206,783	190,545	8.5%	310.0	300.6	3.1%
20	Yanbu, Prince Abdulmohsin	3,961	3,821	3.7%	362,647	332,834	9.0%	86.2	140.4	-38.6%
21	Al-Ula, Prince Abdulmajeed	416	400	4.0%	21,999	14,138	55.6%	0.5	0.8	-40.0%
22	Dawadami	414	415	-0.2%	23,468	22,122	6.1%	2.2	2.4	-7.4%
Totals		90,546	86,622	4.5%	10,136,284	9,543,021	6.2%	11,923.4	12,606.6	-5.4%



● Number of Flights increased by 4.5%




● Passengers increased by 6.2%



● Cargo Tonnage decreased by 5.4%

# Kingdom's Domestic Airports

## International Traffic



King Abdullah Bin Abdulaziz Airport Development Project - Gazan

Domestic Airports	International Traffic								
	Flights			Passengers			Cargo (Tons)		
	2015	2014	Change %	2015	2014	Change %	2015	2014	Change %
1 Abha	3,469	3,082	12.6%	417,383	336,119	24.2%	22.2	63.5	-65.0%
2 Tabuk, Prince Sultan	1,962	977	100.8%	183,757	116,047	58.3%	0.6	0.0	100.0%
3 Taif	4,691	3,514	33.5%	563,801	436,924	29.0%	18.1	0.0	100.0%
4 Al-Gassim, Prince Naif	7,418	4,772	55.4%	797,842	569,143	40.2%	4.1	0.0	100.0%
5 Hail	1,154	850	35.8%	137,783	98,608	39.7%	0.0	0.0	-
6 Gazan, King Abdullah	888	3	29500.0%	71,674	692	10257.5%	0.0	0.0	-
10 Nejran	126	76	65.8%	14,058	5,382	161.2%	0.0	0.0	-
11 Al-Jouf	908	134	577.6%	83,434	13,190	532.6%	0.0	0.0	-
12 Al-Ahsa	1,280	692	85.0%	94,737	58,251	62.6%	0.0	0.0	-
13 Yanbu, Prince Abdulmohsin	4,465	3,305	35.1%	548,725	443,303	23.8%	0.0	0.0	-
<b>Totals</b>	<b>26,361</b>	<b>17,405</b>	<b>51.5%</b>	<b>2,913,194</b>	<b>2,077,659</b>	<b>40.2%</b>	<b>45.0</b>	<b>63.5</b>	<b>-29.1%</b>

## General Aviation Traffic

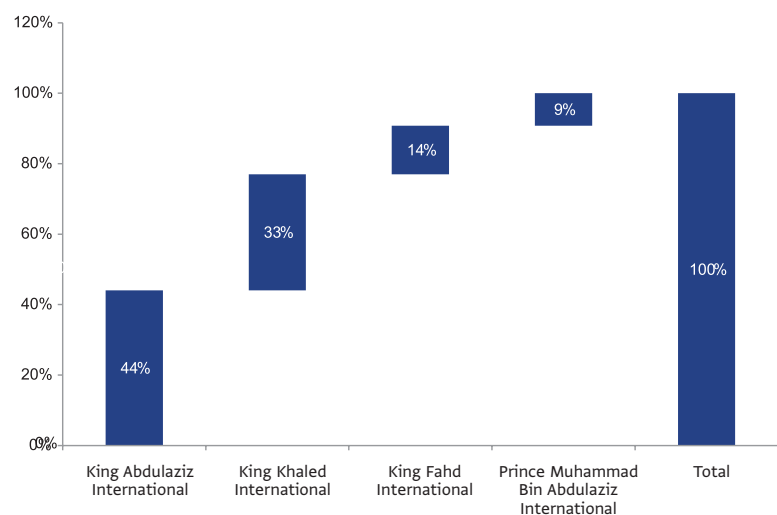
	Domestic Airport	General Aviation Traffic								
		Flights			Passengers			Cargo (Tons)		
		2015	2014	Change %	2015	2014	Change %	2015	2014	Change %
1	Abha	816	348	134.5%	14,262	10,989	29.8%	0.0	0.0	-
2	Tabuk, Prince Sultan	176	126	39.7%	3,380	1,500	125.3%	0.0	0.0	-
3	Taif	202	200	1.0%	3,044	3,342	-8.9%	0.0	0.0	-
4	Al-Gassim, Prince Naif	466	294	58.5%	8,837	10,671	-17.2%	0.0	0.0	-
5	Hail	52	82	-36.6%	401	1,259	-68.1%	0.0	0.0	-
6	Gazan, King Abdullah	1,119	592	89.0%	42,895	20,614	108.1%	9.9	0.1	19690.0%
7	Al-Baha	72	46	56.5%	2,016	598	237.1%	0.0	0.0	-
8	Wadi Dawaser	18	22	-18.2%	72	212	-66.0%	0.0	0.0	-
9	Sharurah	512	466	9.9%	23,964	18,149	32.0%	0.0	0.0	-
10	Turaif	204	236	-13.6%	13,166	14,163	-7.0%	2.2	2.9	-23.7%
11	Bisha	74	94	-21.3%	150	388	-61.3%	0.0	0.0	-
12	Ar'ar	219	66	231.8%	10,739	1,525	604.2%	1.9	0.0	100.0%
13	Wedjh	256	256	0.0%	15,271	16,636	-8.2%	0.7	0.9	-27.2%
14	Rafha	0	46	-100.0%	0	840	-100.0%	0.0	0.0	-
15	Nejran	108	56	92.9%	1,326	509	160.5%	0.0	0.0	-
16	Al-Qaisumah, Hafr Albatin Airport	34	32	6.3%	332	301	10.3%	0.0	0.0	-
17	Al-Jouf	212	152	39.5%	7,062	2,592	172.5%	1.2	0.2	730.0%
18	Al-Ahsa	5,646	5,278	7.0%	261,558	248,021	5.5%	424.1	351.6	20.6%
19	Al-Gurayat	44	22	100.0%	654	362	80.7%	0.0	0.0	-
20	Yanbu, Prince Abdulmohsin	812	748	8.6%	48,772	41,246	18.2%	122.5	103.2	18.7%
21	Al-Ula, Prince Abdulmajeed	58	8	625.0%	1,129	26	4242.3%	0.5	0.0	100.0%
22	Dawadami	2	2	100.0%	3	3	100.0%	0.0	0.0	-
23	Rabigh	32	44	-27.3%	81	96	-15.6%	0.2	0.0	100.0%
Total		11,134	9,216	20.8%	459,114	394,042	16.5%	563.0	458.7	22.7%



# Passengers Market Shares at Kingdom's Airports

## International Airports Shares of Passengers Traffic 2015

- Total number of Passengers at King Abdulaziz International Airport, Jeddah increased by 7.3% as a result of increase in Domestic Passengers by 24%.
- A growth of 12.1% is noted in Passengers movement at King Khaled International Airport Riyadh, which is due to 6.1% increase in International and 18% increase in Domestic Passengers.
- The Passengers movement at King Fahd International Airport, Dammam is 14.1% more than the previous year which is due to increase in International Passengers by 12.6% and Domestic Passengers by 16.9%
- Prince Muhammad Bin Abdulaziz International Airport registered a decline of 0.5% in Passengers movement because of drop in International Passengers by 7.2 %,



International Passengers' share rose to 22% of total Passengers at Kingdom's Domestic Airports.

## Domestic Airports Shares of Passengers Traffic 2015

International Passengers share rose to 22% of Total Passengers Traffic at Domestic Airports.

Prince Naif Bin Abdulaziz Airport, Al-Gassim is leading with 27.0% share of International Traffic at domestic airports and is followed by Taif Airport with 19.4 % and Prince Abdulmohsin Airport Yanbu Airport with 18.8%.

